

A Report on Simultaneous General Elections, 2014



Chief Electoral Officer, Odisha

INDEX

Serial No.	Chapter	Subject	Page
1	Chapter-I	Schedule of Simultaneous General Elections 2014	01
2	Chapter-II	Electoral Roll& Electors Photo Identity Card (EPIC)	04
3	Chapter-III	Polling Stations	16
4	Chapter-IV	Election Preparedness	21
5	Chapter-V	EVM Management	27
6	Chapter-VI	Human Resources Management	33
7	Chapter-VII	Material Management	40
8	Chapter-VIII	Logistics Management	46
9	Chapter-IX	Security Management	50
10	Chapter-X	Election Process	54
11	Chapter-XI	Election Expenditure Monitorng & Model Code of Conduct	64
12	Chapter-XII	Systematic Voters Education & Electoral Participation (SVEEP)	70
13	Chapter-XIII	Use of Information Technology	83
14	Chapter-XIV	Results & Statistics	86

Foreword

Simultaneous General Election 2014 saw a paradigm shift in the election management process in the State where special efforts were made to make it as voter friendly as possible so as to conduct free, fair and peaceful election to the 16th Lok Sabha and 15th State Legislative Assembly.

Enrolment of name of the citizen in the electoral roll at his ordinary place of residence being the primary requisite to enable the citizen to elect his representative, concerted, systematic, extensive and intensive activities were taken up with active participation of other stake-holders specially the political parties, media both electronic and print, Govt. and private, youth organizations, Women Self Help Group and Citizens Associations, for enrolment of all voters.

High electoral population ratio being an area of concern in our State, deletion of deceased, shifted & duplicate voters was also given due importance alongwith correction of entries in the electoral rolls.

31 lakh additions, 30 lakh deletions and 35 lakhs corrections in the electoral rolls were done within a period of one and half years as run up to the elections. The EP ratio at the time of election 2014 at 66.16% was close to the census figure of the population above 18 years of age (65.4%). 97.3% voters were given Elector Photo Identity Cards (EPIC). Coloured PVC EPICs were introduced in the State for new voters from National Voters Day 2014.

Systematic Voters Education and Electoral Participation (SVEEP) was taken up for the first time in the State which recorded enthusiastic response from all partners like Political Parties, Doordarsan, All India Radio, Print Media, Private channels, Mobile Service Providers, National Service Scheme (NSS), Nehru Yuva Kendra(NYK) etc. This greatly facilitated in improving the quality of electoral rolls and creating awareness about use of EVMs and ethical voting. Large number of corporate houses took up active campaign to motivate people to come out to vote as part of their corporate social responsibility (CSR).

Information Technology (IT) was effectively used for giving all the important information to the political parties, public and officials conducting election in the CEO's website which was updated on regular basis with the latest instructions of the ECI.

Assembly and polling station-wise electoral rolls alongwith "search" facilities were made available in the CEO's website. Simple SMS based query facility was also provided to

the citizens to know about their Serial No. & the polling stations. Location of Polling Stations was made available on google map in CEO's website.

Great emphasis was given to expeditiously attend to the complaints of the political parties & citizens regarding violation of Model Code of Conduct and illegal expenditure by the political parties/ candidates to influence the voters. Vigilant and responsive flying squads & static surveillance teams (FS&SSTs) promptly enquired into the complaints received and also carried out preventive surveillance.

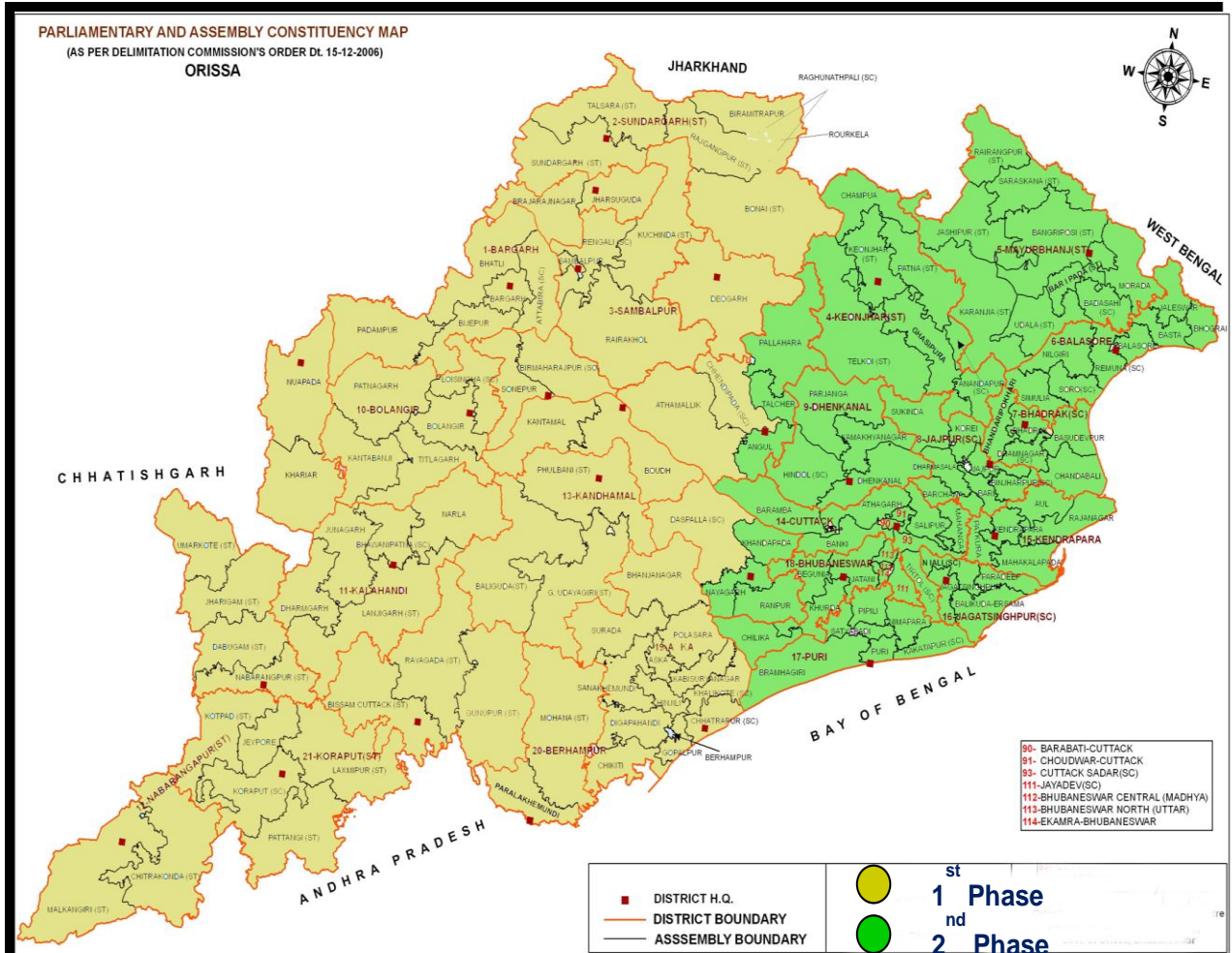
This report is a compilation of the key activities which were planned in details & executed under close supervision with constant monitoring at different stages of the election process. In addition it has various facts & figures which would be helpful for future reference.

I take this opportunity to express my sincere thanks to the political parties, State Government functionaries, police, media, electors & to all those who worked diligently, impartially & enthusiastically for the conduct of these elections in free & fair manner and for higher turnout of voters.



Dr. Mona Sharma,
Chief Electoral Officer, Odisha

CHAPTER-I



[Election -2014 1st Phase on 10.4.2009 & 2nd Phase on 17.4.2014 to Parliamentary Constituencies & corresponding Assembly Constituencies]

Election Schedule

1.1 Election Schedule

The five year term of 15th Lok Sabha was due to expire on 31st May, 2014. Similarly the term of 14th Vidhan Sabha of Odisha was due to expire on 7th June 2014. Accordingly, the Election Commission of India announced the following schedule for Simultaneous General Election in the State on 05.03.2014. The detailed election schedule for the two phase elections is indicated below:

1stPhase (10 PCs & 70 ACs)

Serial	Schedule Reference	Date	Name & No of PC
1	Issue of Notification	15 th Mar 2014 (Sat)	1-Baragarh,
2	Last Date for filing Nomination	22 nd Mar 2014 (Sat)	2-Sundargarh(ST),
3	Scrutiny of Nomination	24 th Mar 2014 (Mon)	3-Sambalpur,
4	Last date for withdrawal	26 th Mar 2014 (Wed)	10-Bolangir,
5	Date of Poll	10th Apr 2014 (Thu)	11- Kalahandi, 12- Nabarangpur (ST), 13- Kandhamal,
6	Counting of Votes	16th May 2014 (Fri)	19- Aska,
7	Date of Completion of Election	28 th May 2014 (Wed)	20- Berhampur & 21- Koraput (ST)

2ndPhase (11 PCs & 77 ACs)

Serial	Schedule Reference	Date	Name & No of PC
1	Issue of Notification	19 th Mar 2014 (Wed)	4- Keonjhar (ST),
2	Last Date for filing Nomination	26 th Mar 2014 (Wed)	5- Mayurbhanj (ST)
3	Scrutiny of Nomination	27 th Mar 2014 (Thu)	6- Balasore
4	Last date for withdrawal	29 th Mar 2014 (Sat)	7- Bhadrak (SC)
5	Date of Poll	17th Apr 2014(Thu)	8- Jajpur (SC)
6	Counting of Votes	16th May 2014 (Fri)	9- Dhenkanal,
7	Date of Completion of Election	28 th May 2014 (Wed)	14- Cuttack, 15- Kendrapara, 16- Jagatsinghpur (SC), 17- Puri & 18- Bhubaneswar

Electoral Landscape of Odisha at a glance

Districts	30
Sub Divisions	58
Blocks	314
Gram Panchayats	6,234
Urban Local Bodies	103
Tahasils	314
Villages	51,349
Parliamentary Constituencies	21 (SC - 3, ST - 5, GEN – 13)
Assembly Constituencies	147 (SC - 24, ST -33, GEN – 90)
Polling Stations [2014]	35,896
Auxiliary Polling Stations [2014]	63
Population of the state [2011]	41,947,358
Male	21,201,678
Female	20,745,680
Decadal Growth Rate [2001 – 2011]	13.97%
Sex Ratio	978
Gender Ratio in the Electoral Roll	922
Total Electors [2014]	2,91,52,514
Male	1,51,64,146
Female	1,39,87,183
others	1,185
Elector Population (EP) Ratio	66.67%
Electors with EPICs	2,84,18,024
Electors with Photos on Roll	2,82,21,481
EPIC Coverage	97.48%
Photo Coverage	96.81%
Service Voters	43,531

CHAPTER-II



[Dr. S.C. Jamir, H.E. Governor of Odisha handing over coloured PVC EPIC to a newly registered voter on the National Voters Day on 25th January 2014]

Electoral Roll

2.1 Improvement of Electoral Roll

In view of the Simultaneous General Elections due in 2014, a constant and sustained endeavour was taken up in the State to improve the fidelity of Photo Electoral Rolls, since January, 2013.

2.2 Special Summary Revision of Photo Electoral Rolls 2013

The Special Summary Revision of Photo Electoral Rolls with reference to 1st January, 2013 was taken up during the period October, 2012 to January, 2013. As per the Final Electoral Roll published on 15th January 2013, the following areas for improvement in the electoral roll were identified:

- There were 10.51 lakh electors in the 18-19 age groups against the projected Census population of 16.37 lakh. The eligible un-enrolled voters in this age group needed to be enrolled and issued Electors Photo Identity Cards (EPICs).
- The State Elector-Population Ratio was 68.66% which was to be brought down to the Census-2011 projection of about 65%.
- The State photo coverage was 90.48% and the EPIC coverage was 93.16%. In order to achieve 100% photo and EPIC coverage, photographs were to be collected from all non-photo electors.



[Chief Electoral Officer taking a meeting with EROs-cum- Sub- Collectors on the roll-revision process]



[Voter Sahayata Kendra at CEO's Office]

2.3 Special Summary Revision of Electoral Rolls (8th April- 1st July 2013) with House to House Campaign

To improve the electoral roll, a Special Summary Revision of Electoral Rolls was taken up during the period 8th April- 1st July 2013 which included a House to House verification by Booth Level Officers. The last such house to house campaign was made in April- May, 2008 preceding the delimitation exercise of Assembly Constituencies.

The Booth Level Officers were imparted special training emphasizing the main objectives of the house to house campaign. Each BLO was provided with the BLO register, working copy of Photo Electoral Roll, 2013 along with Statistical information, list of suggested duplicate electors for field verification, reporting formats etc. The house to house campaign was taken up during the period 8th April- 7th May, 2013 with special campaign days on 21st and 28th April & 5th May 2013.

The Electoral Registration Officers were instructed to run the De-Duplication software at their level to identify suggested duplicates inter & intra Assembly Constituency and ask the BLOs to verify the duplicate list during house to house visit.

During the house to house visit, the BLOs were asked to ascertain from the head/ any member of the family if all the members above 18 years of age are enrolled in the electoral roll. The BLO collected Form-6 from any eligible person who has not been enrolled. The BLOs were asked to collect Form-7 from the family members of dead & repeated electors. They served individual notice on shifted electors. The BLOs also collected Form-8 from electors whose details needed correction in the electoral roll and EPIC. Further, the BLOs checked the house No. indicated in the electoral roll and recorded the correction in the working copy of the electoral roll. Besides the BLO collected photographs from non-photo electors.

The detailed guidelines were circulated to Booth Level Officers for the above Special Summary Revision which included a house to house campaign. The house to house campaign was up great help in improving the fidelity of electoral rolls as during the programme, 4.25 lakh electors were added, names of 16.82 lakh electors were deleted & 24.04 lakh corrections were made in the electoral roll. The coverage of photo electoral increase from **90.48 % to 94.76 %** and coverage of EPIC increase from **93.16% to 96.05%**.



[Chief Electoral Officer chairing a meeting of recognised political parties on House to House campaign by Booth Level Officers]

2.4. Operationalization of Voter Sahayata Kendra (VSK)

To facilitate the general public to find their names in the electoral roll, and apply for online deletion in case of multiple entries, Voter Sahayata Kendras were made operational at ERO and Block offices.

- Voter Sahayata Kendras were also made functional at Technical Institutions/ colleges under Odisha Private Engineering College Association (OPECA) and Odisha Private

Engineering Schools Association (OPESA) and at Common Service Centres (CSCs) to offer similar facility to the general public.

- In Bhubaneswar City, 20 Voter Sahayata Kendras functioned with support of KIIT University.
- The list of Voter Sahayata Kendras was uploaded in the CEO's website for public information.

2.5 Special Summary Revision of Electoral Rolls, 2014

As per directions of Election Commission of India, a Special Summary Revision of Electoral Rolls was taken up during the period 28th October, 2013 to 15th January, 2014. While the Draft Publication of Rolls was made on 28th October 2014 in 28 Districts, the Draft Publication in Balasore&Ganjam District was made on 10th November, 2013.

During the exercise, 8,84,634 (427777 males, 456489 females and 368 others) were included in the electoral roll, 4,08,686 electors (196514 males, 212164 females and 8 others) were deleted. The total no. of Electors in the final roll published in **15.01.2014** was **2,88,80,850** (which included 1,50,39,178 males, 1,38,40,540 females & 1,132 others). The photo coverage went up to **96.58%** and the EPIC coverage to **97.33%**.

Colour PVC Elector Photo Identity Cards were introduced and issued to the newly registered 8.84 lakhs voters from the National Voters Day (25.01.2014).



[State Election Commissioner distributing colour EPIC to new voters on National Voters Day celebration 25.01.2014]



[DEO, Ganjam handing over PVC EPIC to a newly registered young voter]



[A young voter receiving her EPIC from a BLO at Khurda Sub-Division]

2.6 Special facilities / initiatives for voters

PDF of electoral roll (Polling Station wise)

As per instructions of Election Commission, Assembly Constituency and Polling Station wise non-photo electoral roll, the draft roll and supplements, are uploaded in CEO's website and kept in the public domain. The electoral rolls are kept updated after every roll revision programme, and accordingly, the mother roll and three supplements as on date of election were uploaded on CEO's website to help the voters to see their relevant polling stations wise electoral roll.

Search facility to locate Polling Station

In order to help a voter locate his/her name in the current electoral roll either through name or EPIC number, search facility has been provided in CEO's website. A voter can type a few letters of his /her name and relation's name by choosing the concerned District/ AC, and ascertain complete details like booth number and name, location and serial number in the voters list. The same can also be obtained by searching through EPIC number.

The screenshot shows a web browser window with the URL ceorissa.nic.in/FindYourName.asp. The page has a search form with the following fields:

- Search By Name**: Includes a dropdown for "Choose Assembly Constituency" (set to "Khurda") and a radio button for "Search By Identity Card".
- Elector's First Name**: Input field with "tri".
- Elector's Last Name**: Input field with "bar".
- Relation's First Name**: Input field with "rag".
- Relation's LastName**: Input field with "bar".
- Search**: A button to execute the search.

Below the search form is a table with the following columns: AC_NO, PART NO & NAME, SL.NO, ELECTOR NAME, RELATION, AGE, SEX, HOUSE NO., SECTION NO & NAME, IDENTITY CARD NUMBER, and POLLING STATION LOCATION. The table contains four rows of data:

AC_NO	PART NO & NAME	SL.NO	ELECTOR NAME	RELATION	AGE	SEX	HOUSE NO.	SECTION NO & NAME	IDENTITY CARD NUMBER	POLLING STATION LOCATION
113	21-Patia-1	560	Trilochan Barik	F-Raghunath Barik	22	M	78	1-Patia (Part)	ZQZ0552711	Patia Pry.School(R-1)
117	61-Dadhimachhagadia	93	Trinath Barik	F-Raghunath Barik	44	M	15	1-Dadhimachhagadia	OR/09/059/172379	G.R.C. Dev. Nodal U.P. School
117	124-Tankol-1	988	Trinath Barad	F-Raghunath Barad	45	M	190	1-Tankol(Part)	KXP1923739	Tankol High School
112	34-Keshari Nagar-1	337	Trinath Barik	F-Raghunath Barik	25	M	99	1-Kesharinagar(Part)	RXL0342063	Govt. Nodal UP School,Power House Colony

SMS based inquiry system through EPIC number

For the first time, SMS based Inquiry System through EPIC number was introduced in January 2014 with the help of NIC SMS gateway. A voter had to type CEOOD<space>ED<space> Voter ID number and send an SMS to 9238300131. After an online data search, a reply SMS was sent to the mobile indicating the voters details in the current electoral roll.

Online registration of Form-6, 7, 8 & 8A

Online application of Form 6, 7, 8 and 8A on CEOs website was introduced during Summary Revision 2013. Voters can directly fill in their details and upload supporting documents on CEO/ ECI website and submit their application online directly to the ERO.

Registration of online complaints through ECI & CEO's website

Lodging of complaints online on ECI & CEO's websites was introduced during SR 2013. The complaints could be lodged on both electoral roll and election related issues, through the Public Grievances Portal of ECI's website. The complaints/ queries could be redressed by the DEO/ ERO concerned. The queries/ replies can be sent to the applicant by email / SMS. A total of 6558 online complaints were received till May 2014 relating to all 30 districts.

2.7 Systematic Voters Education and Electoral Participation (SVEEP)

In order to highlight the focus areas in improving the electoral roll like registration of eligible un enrolled voters in age group of 18-20, deletion of dead/ shifted & duplicate electors and collection of photographs from non-photo electors, the following activities were taken up during the Special Summary Revisions under Systematic Voters Education and Electoral Participation (SVEEP) programme:

- Awareness programmes through NSS- Campus Ambassadors at the institutional level
- Performances by troupes of Zilla/ Block Kala Sanskruti Sangha in the local dialects through folk art medium.
- Press Meet was held at CEO and all DEO levels to brief the media
- Meetings with recognised political parties by CEO and all DEOs were held periodically
- Display advertisements were published through local newspapers giving wide publicity to the Revision Programme
- Telecast of slides through Doordarshan, OTV, ETV and Kanak TV during prime time
- Posters on Voter Awareness were affixed at Polling Station, GP, AERO & ERO levels
- Live Phone In Programmes through six centers of All India Radio
- Telecast of discussion forums through Door Darshan (DD6-Odia)
- Funds were allotted @ Rs.25,000/- per district and placed with the DEOs for preparing flex banners and affixing them in urban areas and printing leaflets for distribution in rural areas as per the prototype content provided.
- Local publicity by way of affixing banners, scroll advertisements in local cable channels, mike announcements etc. by the EROs.

2.8 Additional voter awareness activities

In addition to the voter awareness programmes taken up under SVEEP programme as mentioned above, the following activities were also taken up:

- Engagement of 500 **Campus Ambassadors**- Besides training of NSS Programme Officers and District Co-ordinators at the State level, the Campus Ambassadors were imparted training at Sambalpur, Balasore, Rayagada, Berhampur, Bhubaneswar
- In partnership with Culture Department, performances by Zilla / Block Kala Sanskruti Sangha (ZKSS & BKSS) in tribal and non-tribal hats, public places to educate voters on registration, EVM awareness and values of ethical & inducement free voting through traditional folk art and in local dialects were taken up
- In partnership with NSS, Odisha Election Watch & Culture Department, Quiz, Poster Making, Rangoli & Slogan writing competitions were held at the Institutional & District level during November- December, 2013. These completions were aimed at creating awareness among youth & women voters.



[An orientation programme of NSS Programme Co-ordinators on roll-registration, chaired by Chief Electoral Officer, and attended by senior officials of NSS]



[District Culture Officers and Vice Presidents of Zilla Kala Sanskruti Sangha (ZKSS) being briefed by CEO on the roll-revision process]

2.9 Continuous Up-dation of Electoral Rolls (15th January-16th March, 2014)

As per directions of Election Commission of India, continuous updation of Electoral Rolls was taken up through Voter SahayataKendras made functional at all the Sub-Collectors Office through the empanelled computer firms w.e.f 25th January 2014 (National Voters Day). While applications for additions, deletions (in Form-7 only) and corrections were received at the Voter SahayataKendras till the date of announcement of Elections on 5th March, 2014, Special Camps were organized for left out voters at the booth level on 9th March, 2014.

In addition to Supplement-1 to the electoral roll published on 15.01.2014, two other Supplements (**Supplement-2 dated 15.03.2014 & Supplement-3 dated 26.03.2014**) were published incorporating the additions, corrections and deletion made during continuous updation of rolls. During the exercise, 2,85,737 electors were added, 14073 names were deleted and 1,14,715 corrections were effected in the roll.

The empanelled computer firms supplied 20 marked copies of the electoral roll (Draft & 3 Supplements) to the concerned DEOs & EROs for use in the Simultaneous General Elections, 2014. The computer firms also delivered EPICs relating to the newly registered voters prior to the General Elections, 2014.

Besides marked copy of electoral rolls, voter's slip and alphabetical roll were distributed for the first time during the Simultaneous General Elections 2014.

2.10 Final Electoral Roll

- As per the final electoral roll 2014 (including Supplement-3) there were **2, 91,52,514** voters, which included **1,51,64,146 males, 1,39,87,183 females&1185 others**. Further, there were **43,531 service electors** in the State (30,164males&13,367 females).
- The photo coverage was **96.81%**& EPIC coverage was **97.48%**. The gender ratio as per the roll is 922 against the projection Census 2011 as 979. While, the elector population ratio is 66.67% against the projected Census figure of 66.5%.
- The Assembly Constituency wise no. of general and service electors, no. of polling stations, photo and EPIC coverage as per the final roll used in the General Elections is at **Annexure-I**
- For a better appreciation of the improvement of the electoral roll, the salient statistical information of 2014 vis-à-vis 2009 figures is indicated below:

Item	G E -2009			G E -2014			
	Male	Female	Total	Male	Female	Others	Total
No. of Electors	1,40,52,262	1,31,08,310	2,71,60,572	1,51,64,146	1,39,87,183	1185	2,91,52,514
No. of Service voters	34,292			43,531			
No. of Polling Stations	31,617			35,896 + 63(auxillary)			
No. of Locations	27,654			30,318			
Elector Population Ratio	64.72 % (Census 61%)			66.67% (Census 65.4%)			
Gender Ratio	933			922			
PER Coverage	77.81%			96.81%			
EPIC Coverage	84.68%			97.48%			

2.11 Electoral Roll Monitoring System

The electoral roll work like addition, deletion, correction, transposition of names in the roll, printing of roll, printing of EPICs is being done through the Election Commission's

application Electoral Roll Monitoring System (ERMS). All the electoral roll work is done online and the database is maintained centrally in NIC-Datacentre.

Online de-duplication software

All Electoral Registration Officers-cum- Sub- Collectors were imparted training in Jan-Feb 2013 to run de-duplication software within an Assembly Constituency, contiguous Assembly Constituencies by choice (maximum 5 ACs at a time) and generate duplicate elector reports. The suggested list of duplicate electors were verified by the Booth Level Officers during House to House Campaign taken up in April- May 2013, and the BLOs recommended for deletion of dead, shifted and repeated electors basing on such verification.

Generation of reports on the basis of Part-IV of Form-6

For the first time, a report was introduced in Electoral Roll Management System (ERMS) to furnish details of previous electordata basing on the data entry made in Part IV of Form -6, so that the previous data relating to previous place of residence can be deleted by the concerned ERO.



[NVD function at a booth in Koraput district]

CHAPTER-III



[Model Polling Station set up at Rajadhani UP School Bhubaneswar]

Polling Stations

3.1 Rationalization of Polling Stations, 2012

Rationalization of Polling Station was taken up in June 2012 on the criteria of (i) each village with its own Polling Station, provided the village has more than 300 electors and is having a suitable building for setting up of Polling Station, and (ii) on account of any existing vulnerability observed. The optimum number of elector in a Polling Station was prescribed as 1500 after introduction of EVMs. The Polling Station catering to villages in different Gram Panchayat, even though falling in the same Assembly Constituency was reorganized in such a manner that area to be catered by new Polling Stations remained in the same Gram Panchayat. After the rationalisation exercise, out of 31,617 existing Polling Stations in the State, 1631 Polling Stations were newly created and 4 abolished, raising the total number of Polling Stations to 33,244.

3.2 Rationalization of Polling Stations, 2013

A similar exercise of rationalization of Polling Stations was taken up during July, 2013 as preparatory activity for the General Elections, 2014. Due care was taken that ordinarily, voters do not travel more than two kilometres to reach their Polling Stations. At the end of rationalization exercise in September 2013, the number of Polling Stations increased from **33,244 to 35,896** (an increase of 2652 Polling Stations).

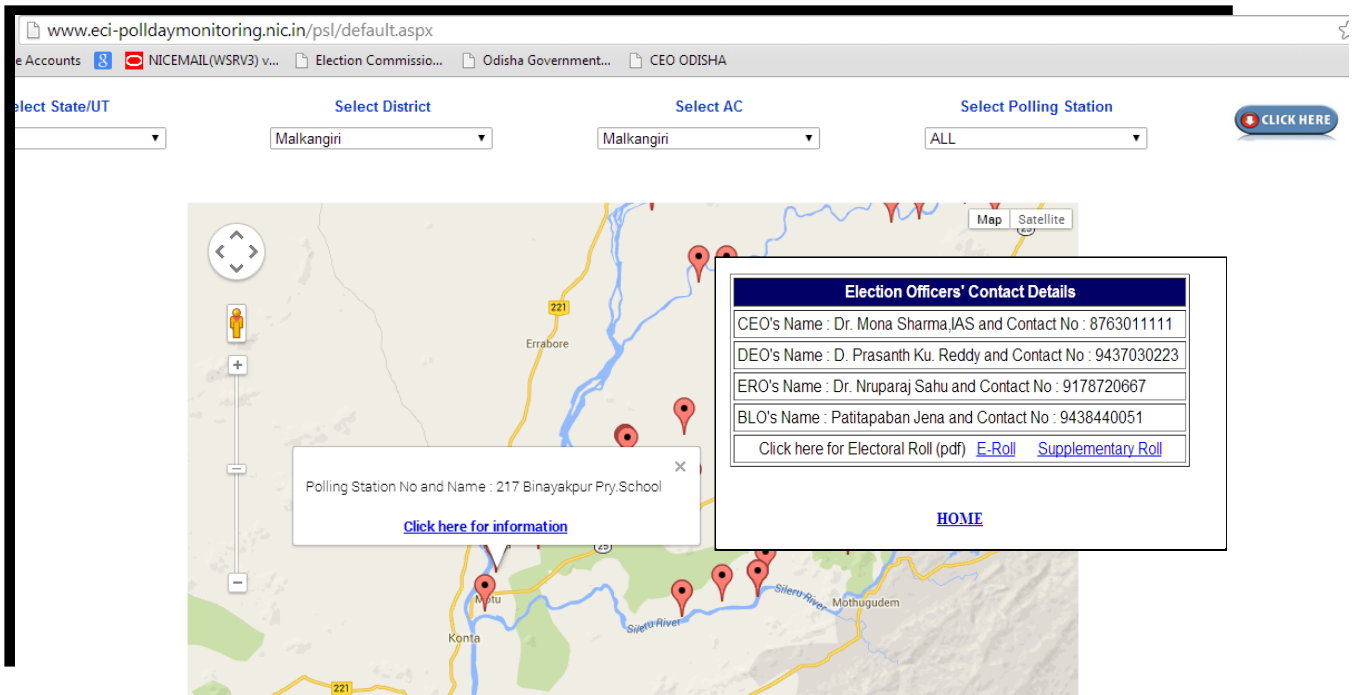
Basing on the creation of new Polling Stations, the control tables in the Electoral Roll data base were updated, nomenclature of polling stations and their locations were also updated in the database.

Auxiliary Polling Stations

On the eve of elections, on the basis of proposals received from DEOs, due to large number of voters in the electoral roll, **63 auxiliary Polling Stations** were set up with due approval from Commission. Simultaneous General Elections were held in 35,896 main and 63 auxiliary Polling Stations.

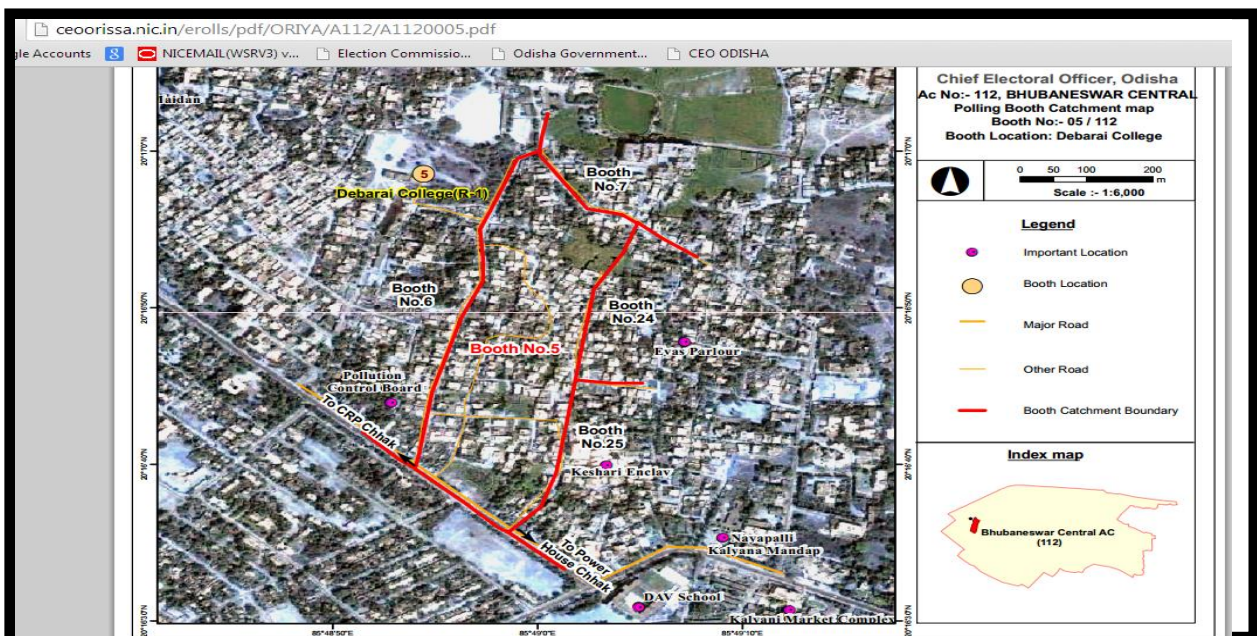
3.3 Google Mapping of Polling Stations

All the polling stations of the State were mapped on Google maps using latitude and longitude data under the overall guidance of Election Commission. A voter could know his DEO, ERO and BLO details just by clicking on his / her booth on the Google map.



3.4 GIS Mapping of Polling Station areas

In order to delineate booth catchment boundary (Polling Area) for three Assembly Constituencies of Bhubaneswar namely 112-Bhubaneswar (Central), 113- Bhubaneswar (North), 114- Ekamra Bhubaneswar, GIS Mapping of individual booths was taken up in consultation with Booth Level Officers. The Draft Maps prepared by M/s. SPARC, Bhubaneswar were verified by BLOs by ground trotting and final maps were prepared. This exercise taken up for the first time during the period August, 2013- January 2014, GIS Maps were prepared for all the 597 Polling Stations of the three Assembly Constituencies of Bhubaneswar. These GIS Maps were uploaded along with the Photo Electoral Rolls 2014 in the CEO's website.



[GIS Mapping]

3.5 Basic Minimum Facilities (BMF)

Efforts were made to provide basic minimum facilities to voters like drinking water, waiting shed, toilet, electricity wherever possible, ramp for the physically challenged voters in all the polling stations and standard voting compartments etc. An amount of Rs.1000/- per polling station was sanctioned for installing temporary electricity connection on the day of poll, for those polling stations having no permanent electricity.

About 1477 polling stations were set up as Model Polling Stations with active partnership with Banks and corporate houses.

District wise number of Polling Station along with details of Basic Minimum Facilities and number of Model Polling Stations is given in **Annexure-2**.



[Drinking water facilities at a model polling station in Sambalpur]



[A woman elector inaugurating a model polling station in Nabarangpur district in the presence of DEO & Collector, Nabarangpur]



[Voters at a model polling station in Bhandaripokhari Block, Bhadrak district]

CHAPTER- IV



[Sri H.S.Brahma, Election Commissioner of India &
Dr. Mona Sharma, Chief Electoral Officer, Odisha at a review meeting]

Election Preparedness

4.1 Strengthening of Office of Chief Electoral Officer

The following 3 (three) categories of Officers & Staff performed duty in Home (Elections) Department in connection with Simultaneous General Elections 2014:

1. Regular staff of CEO's Office
2. Staff against temporary posts created for General Election, 2014
3. Staff deployed by requisitioning their services from various Government Departments.

- The regular Staff available in the office of CEO is 51 as given below:

Chief Electoral Officer-1, Nodal Officer-1, Additional CEO-1, Joint CEO-1, Dy. CEO-2, Financial Advisor-1, Asst. CEO-1, Desk Officer-2, Section Officer-3, Technical Asst-1, Issue Supdt-1, Senior Grade Typist-2, Mechanic-2, Driver-3, Daftary-1, Zamadar-1, Peon-7, Sweeper-1, Asst. Software Engineer-4, Special Officer-1, Consultant-2, Officer on Special Duty-4, Programmer-4, Data Entry Operator-3, Computer Professional-1.

- The following 35 temporary posts were created for smooth conduct of G.E-2014. Desk Officer-1, Section Officer-11, Assistant Section Officer-12, Senior Grade Typist -3, Data Entry Operator-3, Group 'D'-5. As against the 35 temporary posts only 25 were posted as given below:
Section Officer-6, Assistant Section Officer-10, Senior Grade Typist -2, Data Entry Operator-2, Group 'D'-5

- Besides the regular and temporary staff, services of the following 70 officers and staff were requisitioned from various Departments of the State Government:

Addl. Secy-1, Dy. Secy-2, Under Secy-2, Desk Officer-9, Section Officer-3, Assistant Section Officer-10, Asst. Information Officer-2, P.S/P.A-8, Driver (requisitioned vehicle)-10, Security personnel-4, Senior Grade Typist-5, Data Entry Operator-4, Research & Statistical Asst.-2, Record Supplier-1, Zamadar-1, Daftary-1, Peon-5.

4.2 Strengthening of Offices of District Election Officer (DEO) & Returning Officer:

In order to strengthen the IT manpower at the field level, the following manpower was provided on contractual basis for the election period:

- At the DEO & Collector's Office: 1 Assistant System Manager & 1 Data Entry Operator
- At the Sub-Collector's Office: 1 Assistant Programmer & Data Entry Operator
- At the Block/ AERO Office: 1 Data Entry Operator

- One computer system with printer and accessories were provided to each of the 30 DEOs and 58 Sub-Collectors.
- In order to have alternate internet connectivity in addition to existing broadband connection, Wi-Max connections to all 30 DEOs & 58 Sub-Collectors and EVDO cards to 10 DEOs and 14 Sub-Collectors were provided for the IT work.



[Dr. Alok Shukla, Deputy Election Commissioner reviewing Election Preparedness with all DEOs and SPs on 10th March 2014]

4.3 Poll Preparedness

- Dr. Alok Shukla, Deputy Election Commissioner, Election Commission of India chaired a meeting of all DEOs & Collectors to discuss various issues relating to preparation of Simultaneous General Elections on 20.12.2013
- A joint presentation was made before Election Commission on 06.01.2014 by CEO & Nodal Officer, Police regarding security preparations for Elections
- Election Commission reviewed poll preparedness & preparations for fourth National Voters Day in a video conference held on 15.01.2014.
- A press meet was held on 22.01.2014 where CEO briefed the media on the fourth National Voters Day (25.01.2014)
- All DEOs & Collectors & ROs of PCs were imparted training on election management at Gopabandhu Academy of Administration for two days on 29 & 30.01.2014.

- Sri P.K. Das, Director General, (EEM), Election Commission of India briefed the party functionaries of political parties on Election Expenditure Monitoring in a workshop held on 30.01.2014. He also briefed media representatives on Election Expenditure Monitoring separately.
- Chief Electoral Officer reviewed the election preparedness of the districts through video conferencing with all DEOs in 15.02.2014



[A review meeting of District Election Officers & Collectors]



[CEO's meeting with the representatives of recognised political parties]

- Commission convened a joint meeting attended by Chief Secretary, DG of Police, Home Secretary, Chief Electoral Officers & State Level Nodal Officers on 20.02.2014 to discuss issues relating to conduct of elections.
- A workshop for representatives of political parties was held on 22.02.2014 to brief them on EEM & MCC.
- Media representatives were briefed on media certification, election posters and pamphlets, use of aircraft & helicopters by political leader & star campaigner on 22.02.2014.
- Representatives of political parties were briefed on affidavits, Election Expenditure etc. in the CEO's Office on 06.03.2014.
- A joint meeting of all DEOs & Superintendent of Polices which was also attended by all Nodal Officers (of Police, IT, Excise & EEM) was chaired by Dr.AlokShukla, Deputy Election Commissioner, Election Commission of India on 10.03.2014 to review preparedness.
- A meeting with electronic media was convened on 20.03.2014 to discuss voter awareness programmes which can be taken up under SVEEP on partnership basis.
- Representatives of political parties were briefed on paid news, e-filling of affidavit, media certification etc. on 22.03.2014.



[Chief Electoral Officer meeting District Nodal Officers]

- Chief Electoral Officer took up a meeting with Nodal Officer, Police regarding Election Expenditure Monitoring on 25.03.2014.
- A meeting with recognized political parties was convened on 28.03.2014 on allocation of time vouchers for free broadcast/ telecast in All India Radio & Door Darshan.
- Chief Electoral Officer held a meeting with IG, CRPF & Nodal Officer, Police to discuss issues relating to security management on 31.03.2014.
- Sri H. S. Brahma & Sri Nasim Zaidi, Election Commissioners, took a review meeting on 02.04.2014 which was attended by all RDCs, Range DIGs & Senior Police Officials & Nodal Officers (Police, IT & Excise).
- Sri A. K. Rout, DG, Election Commission addressed the media representatives in a workshop held on 03.04.2014 to discuss the role of media in enhancing voters participation
- Sri V. S Sampath, Chief Election Commissioner reviewed the poll preparedness with all CEOs through video conference on 05.04.2014.
- CEO chaired a press meet on both the poll days i.e 10.04.2014 & 17.04.2014 and re-polls held on 25.04.2014 and also the day of counting.
- Besides, media briefing were held almost on a daily basis after announcement of elections to disseminate election related information.



[Meeting with representative of Political Parties on Observance of MCC]

CHAPTER- V



[Creating awareness on EVMs at a programme in Sundargarh district]

EVM Management

5.1 Management of Electronic Voting Machines (EVM)

- a) EVMs of BEL make (Pre-2006 and Post-2006) were used during the Simultaneous General Election, 2014. The Election Commission of India had allotted 94078 nos. of BUs and 56178 nos. of CUs from the State of Karnataka.
- b) For the first time, EVMs were being tracked/ monitored through EVM Tracking Software (ETS). Before physical lifting of EVMs, online transfer of EVMs was being made at ECI level, CEO level and DEO level.
- c) Container Corporation of India (CONCOR INDIA LIMITED) an agency of Govt. of India, Ministry of Railway was engaged for lifting of EVMs from various source districts of Karnataka.
- d) The shifting operation was coordinated by Jt.CEO, Odisha along with 28 Nodal Officers from all the districts of Odisha with active support of CEO, Karnataka and senior officials of CONCOR INDIA LTD.



[Sifting of EVMs from Karnataka is being coordinated by Jt.ceo at avi CONCOR Terminal at shite field Banglore]

- e) The 1st train started moving on 20th January containing 47 containers and within a period of 2 weeks all the EVMs were lifted (approx. 190 containers) and sent through 4 trains to Balasore terminal.
- f) From Balasore terminal CONCOR INDIA delivered EVMs to the districts under the supervision of responsible officer along with police escorts deputed by DEOs. The entire operation at Balasore terminal of CONCOR INDIA took 15 days.

- g) For smooth management of EVMs at the district level Nodal Officer in the rank of ADM/ SDMs were appointed by DEOs in each district. The Nodal Officers were trained on the functioning of EVMs by the State Level Master Trainers who in turn were trained at IIDEM, New Delhi.
- h) Special thrust was given on hands on training on handling of EVMs to all categories of officers connected with election management.
- i) Even representative of political parties were also given special demonstration on the functioning of EVMs and the transparency measures adopted in the management of EVMs by ECI.



[A training session of political parties on EVMs]

- j) Similarly, demonstration was also given to media persons on the functioning of EVMs at the State level.
- k) The First Level Checking of EVMs commenced from 7th February, 2014 and was completed on 17th March, 2014. The FLC was taken up by comprising 36 engineers deputed by BEL in 8 teams who moved from one district to other and completed the FLC. The FLC in all the 30 districts could be completed within a period of 39 days.



[First Level Checking of EVMs at Dhenkanal]



Commissioning of EVM -112 AC Bhubaneswar

[EVM Commissioning in Khurda District]

- l) For smooth management of EVMs on poll day and to address the technical snags immediately BEL had deputed 66 engineers in two phases to 30 districts. The BEL engineers
- m) were stationed in strategic locations and moved to the field as and when required.
- n) The district wise allotment of EVMs is given in **Annexure-3**. EVMs found defective during FLC commissioning were segregated from the functioning EVMs at DEOs and ROs level and the accounts of all defective EVMs have been maintained by DEOs and ROs. A table showing EVMs found defective during FLC commissioning, poll day and counting is given below:

Defective during FLC		Defective during commissioning		Defective on poll day		Defective on Counting	
BU	CU	BU	CU	BU	CU	BU	CU
703	734	541	547	614	628		6

- o) For safe storage of polled EVMs in the Strong Room 3 tier security was maintained in all the counting locations wherein the Strong Room was located. The Strong Room was under 24 x 7 CAPF guards, CC TV coverage and Power supply with adequate illumination of the premises. The senior officer along with a police officer was put on duty round the clock for monitoring the security arrangement of the Strong Room.
- p) For safe keeping of unused EVMs separate storage space was created by all DEOs and just after the poll the unused EVMs were brought back and stored in the earmarked room under intimation to all contesting candidates and political parties.



[Voters testing an EVM in Khurda District]



[EVM Awareness Cell at Nabarangpur]

CHAPTER- VI



Human Resources Management

6.1 Appointment of Returning Officers & Assistant Returning Officers

The Returning Officers & Assistant Returning Officer for Parliamentary Constituency and Assembly Constituency were appointed and notified vide Extra-ordinary issues of Odisha Gazette No. 1650 dated 06.09.2008, No. 114 dated 29.01.2009, No. 1325 dated 16.07.2008, No. 1892 dated 30.09.2013 & No. 591 dated 24.06.2014.

In case of Parliamentary Constituency, 20 District Collectors were appointed as ROs & for one PC namely 20-Berhampur Parliamentary Constituency, the Project Director, DRDA, Ganjam was the Returning Officer. All the ROs of Assembly Constituencies were also the AROs of Parliamentary Constituencies vide Commission's Notification No. 434/OR-LA/ 2008 (2) dated 13.06.2008. Further, the Commission vide order No. 434/ OR-LA/ 2014 dated 05.05.2014 authorized the AROs of the Assembly Constituencies to act as AROs for corresponding Assembly Segments for the purpose of counting.

The break up the Officers appointed as ROs & AROs for Assembly Constituencies is as follows:

Category of Officers	No. of Officers appointed as ROs	No. of Officers appointed as AROs
Sub-Collectors	58	
Addl. Sub-Collectors	11	
Addl. District Magistrates	21	
Project Director, DRDA	1	
Tahasildars	-	259
Addl. Tahasildars	-	5
BDOs	-	29
ULB Officers	-	2
Total	91	295

An additional 30 Officers were appointed as Additional AROs for different Parliament & Assembly Constituencies for the purpose of postal ballot paper counting.

6.2 Capacity Building of Officers:

Election Management has become increasingly complex due to rapid transformation in social context and rising number of political parties, changing dynamics and demands of coalition and alliances, frequent election and bye election, increase in the number of eligible voters and continuous updation of electoral roll, election expenditure monitoring and curbing money power, IT interventions, proper scrutiny and precision in election process, so as to

accomplish a stable democracy requires proper orientation and training of Election Managers & persons deployed on Election work.

In order to accomplish the above objective in the initial phase, 18 officers designated as State Level Master Trainer were imparted training at India International Institute for Election Management (IIIDEM), New Delhi. Along with the 18 Master Trainers trained at IIIDEM, New Delhi, a core team of election experienced personnel were identified for imparting training for capacity building of officials at State Level. Besides the above, a list of Observers were identified for observing, giving feedback during conduct of training at the State Level. After that, training materials of past election and new materials developed by IIIDEM, were arranged sequentially for training to different categories of officers. Audio, Video on EEM, SVEEP and updated materials in PPT and hard copy and soft copy were prepared for ready reference of trainees. Besides, various latest instructions of ECI, important Handbooks of Commission were printed for giving to trainers and trainee for their future reference.

At the State level, 549 Officers were imparted training on different aspects of election management at training programmes/ workshops held at Gopabandhu Academy of Administration and State Institute of Rural Development (SIRD), Bhubaneswar right from August 2013 onwards as indicated below:

Category of Officers	Date	No. of officers	Day
Dy. Collector (Elections)	20.08.2013 to 23.08.2013	30	4 Days Training Course
Assembly Level Master Trainers	02.09.2013 to 27.09.2013	308	4 Days Training Course
Additional District Magistrates (Nodal Officers for Election Expenditure Monitoring)	20.11.2013	30	1 Day Training Course
Refresher training to Dy. Collector (Elections) on Election Preparedness	29.11.2013	30	1 Day Training Course
Refresher training of District Election Officers	20.12.2013	30	1 Day Training Course
Assembly Constituency Returning Officers (training on conduct of election)	08.01.2014 to 18.01.2014	91	3 Days Training Course
Training of Collectors & DEOs (on conduct of election)	29.01.2014 to 30.01.2014	30	2 Days Training Course
Total Trainees		549	

After the end of each training, an end of training test as a self evaluation test with 50% mark for qualifying to enhance capacity building and involvement of officials in election related

matter. Besides the above, training was also conducted through group discussion, mock and self prepared PPT by Trainers. Rigorous training on EVM hands on was imparted along with the tags and sealing materials to seal it. In each training group, only 50 trainees were trained and everyday 5 sessions were scheduled for training.

Specific focus was also made on different topics for different categories of training. For example for RO, ARO, specific focus was made on training of nomination to withdrawal process and counting process. Focus was made for the DEO on training of District Election Management Plan, Election Expenditure Monitoring, Law & Order and revised instruction of ECI. For the Dy. Collector (Elections), an exhaustive training was imparted in each and every aspect on conduct of election through audio visual and vocal method.

For Election Expenditure Monitoring, Additional District Magistrate was identified as Nodal Officer in every district and they were given a specific training on Election Expenditure Monitoring for one day at the State level.

Nodal officers on EVM were identified in every district and were given rigorous hands-on training in EVMs at the State level.

The training of various categories of Officers which was started in August 2013 at the State level was completed successfully by 30th January, 2014.



[Officers attending training programme on Election Management at Bhubaneswar]

6.3 District Level Nodal Officers

Besides, 15 Nodal Officers per district relating to manpower management, EVM management, Transport, Training, Material Management, MCC, Expenditure Monitoring, Observer, Law and Order Vulnerability Mapping and district security plan, Ballot Paper, Media/ Communication, Computerization, SVEEP, Helpline and complaints-redressal, SMS monitoring and communication plan were appointed for monitoring the various election processes and ensure timely compliance within given time frames.

In addition, video conferencing with DEOs, ROs, Nodal Officers, IT staff etc were regularly held to keep them updated on recent instructions and guidelines of the Commission, review election preparedness, sort out difficulties & problems and clarify doubts.

6.4 Appointment and Training of Polling Personnel

DEOs created a database of personnel posted in their district for being deployed during elections. An application customised by NIC, Bhubaneswar was used for randomisation of the polling personnel as per Commission's guidelines, constituting polling parties, generating appointment orders and Form- 12 (Application for issue of Postal Ballot Paper).

A total of 2,57,751 Polling Personnel were deployed during the Simultaneous General Elections, and an additional 39,599 drivers and cleaners for the vehicles requisitioned. As per the standing instructions of Commission, no person could be assigned polling duties in an AC in which he is registered as a voter, is posted, residing, or is the home Constituency.

Election Commission permitted limited randomization of Polling Personnel by dividing the ACs into 4-5 segments and manual randomization in Deogarh, Subarnapur, Nuapada, Boudh, Gajapati & Malkangiri Districts as these districts have either one or two Assembly Constituencies only and it was not possible to follow Commission's guidelines for randomization process.

In order to deploy women polling personnel, the Randomization Software which was customized by NIC, Bhubaneswar, was suitably designed to ensure that at least two women were deployed only in urban booths having electors less than 800 voters.

6.5 Training of Polling Personnel

At the District/ AC level, rigorous training was imparted to Sector Officer, Micro Observer, Presiding Officer, Polling Officer, EEM Officer. As Election Expenditure Monitoring was emphasised much during this election process, so impartial and unbiased officials

experienced in financial matters were identified at district level and rigorous training was imparted to them. Most importantly, political parties and general public were briefed on Election Expenditure Monitoring, Model Code Conduct regularly so that electoral offences, malpractices, could be prevented by all means.



[DEO, Dhenkanal taking a training of district level officers on election management]

6.6 Zonal Magistrates/ Micro Observers/ MCC and EEM Squads

During the Simultaneous Elections, 1658 Executive Magistrates and 4255 Micro Observers were deployed.

For the purpose of MCC and Election Expenditure Monitoring, 316 MCC teams, 416 Static Surveillance Teams, 427 Flying Squads, 146 Video Viewing Teams, 187 Video Surveillance Teams were set up at the field level. There were 30 Accounting Teams in the State, one in each district.

The district-wise deployment of officers and non- CAPF measures is given in the **Annexure-4A** and the rates of ex-gratia compensation in **Annexure – 4B**.



[DEO, Khurda at a training session for Micro-Observers]

CHAPTER- VII



[Printing of ballot Papers at Odisha Govt Press Cuttack]

Material Management

7.1 Material Management

One of the most important pre Election challenge in material management is printing of 45 number of statutory forms & covers & 83 No of non -statutory forms, covers and signboards which in total numbers around 15 crores & printing of around three lakhs handbooks, compendium of instructions, and booklets for election within a limited time frame. The preparatory activity for the above work were taken up nine months in advance and printing and distribution of form, cover, signboard and hand books etc. was completed in between November 2013 to February 2014 except ballot paper and postal ballot paper.

7.2 Printing of forms

There were different types of forms, covers, registers, handbooks and compendiums which were to be printed for use by Presiding Officer, Returning Officer and for other election purpose. The following table indicates the abstract of forms printed for Presiding Officer, Returning Officer, District Election Officer and for conduct of election.



[Dispersal of forms from Government Press, Cuttack]

Printing of Election Material for use by Presiding Officer

Sl No.	Type	Name of the Farm to Supply
1	Booklet for Presiding Officer Containing 14 types of form	Govt. Press Cuttack
2	8 types of form outside the booklet for use by PO's	Govt. Press Cuttack
3	40 types of cover including 5 types of cover for Postal Ballot	Govt. Press Cuttack
4	12 types of signboards	Govt. Press Cuttack

Printing of Election Material for use by Returning Officer

1	46 types of form for use by RO's	Govt. Press Cuttack
2	1 register	Govt. Press Cuttack

7.3 Printing of Records for election expenditure monitoring

The table given below indicates the different types of records which were printed for election expenditure monitoring and supplied to the DEOs.

1	Register of maintenance of day to day Accounts of Election Expenditure by the contesting candidate (Register of day to day accounts as part-A in white pages(90 pages), Cash Register as part-B in pink pages(10 pages), Bank Register as part-C in yellow pages(20 pages) and abstract statement of election expenses [(part-I, part-II, part-III, part-IV (form of affidavit)], Acknowledgement form, schedules 1 to 9 in white pages. over of the Register in sky blue pages.
2	Daily Report of Asst. Expenditure Observer-Annexure-6 (In the form of booklet, each book let containing 40 forms)
3	Cue-Sheet for Video Surveillance Teams -Annexure-7
4	Shadow Observation Register for Maintenance of Day to Day Accounts of Contesting Candidates-Annexure-11 (each register to contain cover page and 30 pages of form in Annexure - 11) in A3 size
5	Register of daily Action Report of RO on call centre information-Annexure-13 (each register to contain cover page and 50 pages of form in Annexure - 13) in A3 size
6	Details of Advertisement / Paid News In Print / Electronic Media Candidate wise(MCMC) -Annexure-12
7	Daily Activity Report by Flying Squad on seizure of Cash/Other items related complaints -Annexure-8
8	Daily Activity Report by Flying Squad on MCC related complaints -Annexure-8 A
9	Daily Activity Report by Static Surveillance Teams on seizure of Cash/Other items related complaints -Annexure-9
10	Application for certification of advertisement

Printing of handbooks, compendiums of instruction

1	Handbook for Returning Officer 2014	Govt. Press Cuttack
2	Handbook for Presiding Officer 2014	Govt. Press Cuttack
3	Handbook for Polling Agent 2014	Govt. Press Cuttack
4	Handbook for Counting Agent 2014	Govt. Press Cuttack
5	Handbook for Candidates 2014	Govt. Press Cuttack
6	Compendium of instructions Vol. I ,II,IV	Govt. Press Cuttack
7	Compendium of instructions Vol. III(Model Code of Conduct)	Press of Directorate of Agriculture & Food Production, Odisha.
8	Election Expenditure Monitoring	Press of Directorate of Agriculture & Food Production, Odisha.
9	Paid News	Press of Directorate of Agriculture & Food Production, Odisha.
10	Police Checklist	Press of Directorate of Agriculture & Food Production, Odisha.

7.4 Procurement of election materials

Procurement of election materials for use by RO was made as per agencies specified by Election Commission. Procurement of voting compartment was made by floating of centralized tender and the supplier and rate was finalized by CEO and the districts were given the option to place order with this firm subject to their satisfaction regarding timely supply of required number of voting compartments by the firm.

The following materials were procured for Conduct of Simultaneous General Election 2014 from the agencies as indicated below. The details of election materials, forms, envelopes and labels used in connection with conduct of elections is given in **Annexure- 5** series.

1	Pink paper seal for both BU's & CU's	India Security Press, Nasik
2	Outer Strip seals	India Security Press, Nasik
3	Power packs for EVMs	Mis. Bharat Electronics Ltd., Bangalore
4	Indelible Ink	MIS Mysore paints & Varnish Ltd, Karnataka
5	Address Tag for EVMs	India Security Press, Nasik
6	Special Tag	Govt. Press Cuttack
7	Green Paper Seals	Controller of Stamps, Central Stamps Depot, Nasik
8	Voting Compartment	Mis. Suntony Signage Pvt. Ltd. (agency identified by tender floated centrally)
9	Election symbol	Ideal cottage industries, Rajasthan

7.5 Compilation and translation of Handbooks

The following books were translated into Odia though Odisa Bhasa Pratishtan & printed:

1	Two number of voter sahayaka pustika	Govt. Press Cuttack
2	MCC translated into Odia	Govt. Press Cuttack
3	Electoral offences and corrupt practices	Govt. Press Cuttack



[Despatch of postal ballot papers at Cuttack]



[Polling personnel receiving their materials at a dispersal counter]



[A counter at the dispersal centre at Ganjam district]

CHAPTER- VIII



[Polling personnel at the dispersal centre in Malkangiri]

Logistics Management

8.1 Transportation

The DEOs accessed the requirement of vehicles as an exercise for preparation of District Election Management Plan right from Dec 2013 onwards. The total number of different categories of vehicles deployed during elections was 45,575 - Details at **Annexure-6A**.

The rates of compensation/ hire charges of different categories of vehicles notified vide Extra Ordinary Gazette No. 468 dated 04.03.2014 and No. 652 dated 06.04.2014 & is given in **Annexure- 6B**.

8.2 Dispersal and Counting Centres

There were 60 centres from where polling parties were despatched to the Polling Stations one-two days before the poll day. Counting of votes was taken up on 16.05.2014 in 158 counting halls at 64 counting centres in the State.



[Material distribution at Berhampur]



["May I Help You" Volunteer at a dispersal centre at Dhenkanal]

8.3 Webcasting / Videography / Still Cameras

Live webcasting from sensitive polling stations was done for the first time from 248 booths in the first phase and 318 booths in second phase polls. The live webcasting was uploaded on CEO's website for public viewing.

Videography of the proceedings of sensitive polling stations was done in 1079 polling stations as against 839 in 2009 Elections, while still cameras were used in 6310 polling stations against 826 during General Elections 2009.

The district wise deployment of the above non- CAPF measures in sensitive / vulnerable polling stations is given in **Annexure- 4**.

8.4 Deployment of Helicopters

During elections, for transportation of polling parties and EVMs, and for casualty evacuation, one helicopter each for Koraput and Malkangiri district was tied up with Chakradharpur IAF base and one helicopter for Nuapada was tied up with Raipur IAF base for the first phase polls on 10.04.2014 and re-polls held on 17.04.2014.

Helicopters were used for transportation of polling parties and bringing them back to headquarters in 4 Polling Stations (No. 261, 262, 264 & 266) in 71- Nuapada AC & Polling Station No. 116 under 72-Kharia Assembly Constituency in Nuapada district on 10.04.2014

and for 23 polling stations under 147-Chittrakonda AC on 10.04.2014 and 9 booths during the re-poll on 17.04.2014 in the cut-off areas of Malkangiri district.



CHAPTER- IX



[CAPF guarding EVMs at a Strong Room in Bhubaneswar]

Security Management

9.1 Vulnerability Mapping

Vulnerability Mapping was done by DEOs and SPs in December 2013 which was given a final shape after the list of Contesting Candidates was finalized. The Worry- List given by candidates/ political parties was also taken into account while preparing the list of vulnerable/ sensitive polling stations. A total of 2057 Polling Stations were identified as vulnerable for the 1st phase election & 2270 for the 2nd phase election. Besides deployment of CPF, Non-CPF measures like Micro-Observers, Webcasting, Videography and Still Camera were put in place.

9.2 Law & Order

Sri Prakash Mishra, IPS, DG & IG of Police Odisha remained in overall supervision during the Simultaneous Elections. Shri B.Jha, IPS, Additional DG of Police, (Law & Order) - cum- Police Nodal Officer, Odisha, Cuttack and Sri Soumendra Priyadarsi, IPS, IG (Operations), Nodal Officer for LWE areas maintained close liaison with the CEO's Office as well as with the offices of SP / DIGs/ IGs of Ranges. Joint review meeting of senior Police Officers, DEOs and SPs was held on 10.03.2014 under the chairmanship of Dr. Alok Shukla, Deputy Election Commissioner where effective co-ordination between DEO and SP was emphasised by the Dy. EC.

Out of the 30 districts, 9 districts (Koraput, Malkangiri, Nabarangpur, Rayagada, Kalahandi, Nuapada, Balangir, Bargarh and Kandhamal) are highly LWE effected, while 10 districts (Mayurbhanj, Keonjhar, Sundargarh, Sambalpur, Deogarh, Ganjam, Gajapati, Jajpur, Dhenkanal and Nayagarh) are partially effected. In these districts, 20 ACs were highly LWE effected, 16 moderately effected, and 21 less effected, a total of 57 Assembly Constituencies.

Of these, critical areas identified were 6 GPs in the cut off areas of Chitrakonda, Podia / Silakote area and Kalimela area of Malkangiri district, Narayanpatna- Bandhugaon areas of Koraput district, Sunabeda Reserve Forest area of Nuapada district, Niyamgiri- K. Singpur axis of Kalahandi and Rayagada districts, Gandhamardhan hill of Balangir- Bargarh districts and the tri-junction of Kandhamal, Rayagada and Gajapati districts.

For effective communication and security operations, 43 Satellite phones, 52 UHF sets, 154 GPS devices, 72 Night Vision Devices (NVD), 80 Day Vision Devices (DVD) besides UBGL and AK Series Assault Rifles were used.

The details of deployment of additional and existing Coys of CAPF/ SAP/ IRB is as follows:

SI No.	Name of the force	Direct induction of CAPFs /SAPs	Existing CAPF	Total No. of Coys
1	CRPF	21	48	69
2	BSF	14	48	62
3	ITBP	6	-	6
	Total CAPFs	41	96	137
4	Jharkhand SAPs/IRBNs	9	-	9
	Total SAPs	9	-	9
	Grand Total	50	96	146

9.3 Outcome indicators

Due to the effective security management, there was no causality on the day of poll / re-poll on account of Law & Order / attacks/ encounters.



[Officials entering in the log book while making access to the strong room]



[Joint preparatory meeting of election and police officials at Dhenkanal]



[Three tier security with first tier of CAPF personnel- at the strong room at Nilgiri, Balasore]

CHAPTER- X



[Congress President Smt. Sonia Gandhi at an election rally in Nuapada]

[Sri Naveen Patnaik, BJD President at an election rally in Berhampur, Ganjam district]



[BJP PM Candidate Sri Narendra Modi at an election rally]

Election Process

10.1 Nomination, Scrutiny and Withdrawal

(a) Parliamentary Constituencies

Simultaneous General Election, 2014 in the State was held in two phases. In the 1st phase, elections for 10 Parliamentary Constituencies were held on 10.04.2014. In the 2nd phase, elections for the rest of the 11 Parliamentary Constituencies were held on 17.04.2014.

(i) Nomination for the 1st phase started from 15.03.2014. 100 persons filed their nominations for 10 PCs, out of which nomination papers of 2 persons were rejected and 98 persons were nominated as valid candidates. There was no withdrawal. Thus, finally 98 contesting candidates were there in the fray for 10 Parliamentary Constituencies. The P.C wise details are shown below :

Parliamentary Constituency (10 PCs) - 1st Phase

SI No.	No. & Name of the PC	No. of Polling Stations in PC	Total No of Nominated Candidates	Total No Of Validly Nominated Candidates	Total No of Withdrawal	Total No. of contesting Candidates
1	1-Baragarh	1595	8	8	0	8
2	2-Sundargarh(ST)	1454	12	12	0	12
3	3-Sambalpur	1401	11	11	0	11
4	10-Bolangir	1887	8	8	0	8
5	11-Kalahandi	1732	15	15	0	15
6	12-Nabarangpur(ST)	1457	7	7	0	7
7	13-Kandhamal	1288	8	8	0	8
8	19-Aska	1390	9	9	0	9
9	20-Berhampur	1325	13	11	0	11
10	21-Koraput(ST)	1516	9	9	0	9
Total		15045	100	98	0	98

(ii) Nomination for the 2nd phase started from 19.03.2014. In the 2nd phase, 105 persons filed their nominations and after scrutiny, nomination papers of 4 persons were rejected leaving 101 validly nominated candidates. After due date of withdrawal, 3 persons withdrew their nomination papers and thus, 98 contesting candidates remained in the fray. The P.C wise details are shown below :



[Smt. Sugnani Kumari Deo, BJD MLA candidate swearing oath before the Returning Officer in Ganjam district]

Parliamentary Constituency (11 PCs) - 2nd Phase

SI No.	No. & Name of the PC	No. of Polling Stations in PC	Total No of Nominated Candidates	Total No Of Validly Nominated Candidates	Total No of Withdrawal	Total No. of contesting Candidates)
1	4-Keonjhar(ST)	1646	8	8	0	8
2	5-Mayurbhanj(ST)	1622	11	10	1	9
3	6-Balasore	1464	12	11	1	10
4	7-Bhadrak(SC)	1542	8	8	0	8
5	8-Jajpur(SC)	1399	9	9	0	9
6	9-Dhenkanal	1375	13	13	1	12
7	14-Cuttack	1319	11	10	0	10
8	15-Kendrapara	1664	7	7	0	7
9	16-Jagatsinghpur(SC)	1711	7	7	0	7
10	17-Puri	1524	7	7	0	7
11	18-Bhubaneswar	1306	12	11	0	11
Total		16572	105	101	3	98

(iii) Thus, in toto 205 persons filed their nomination papers in respect of 21 P.Cs. After scrutiny, the nomination papers of 6 persons were rejected. The nominations of 199 persons were found to be valid out of whom 3 persons withdrew their nomination papers leaving 196 persons in the fray as contesting candidates.

(b) Parliamentary Constituency wise contesting candidates

The break-up of category of contesting candidates is shown below in Table-5.1.3. There are 89 candidates from recognized political parties, 75 candidates from registered political parties, 32 independent candidates (Male 179 and female 17). Further from among the recognized parties, BJP-21, BJD-21, BSP-21, CPI-4, CPI (M)-1 and INC-21 candidates contested.

Parliamentary Constituency		Contesting Candidates					
No	Name	Recognised	Registered	Independent	Total	Male	Female
1	Baragarh	5	3	0	8	8	0
2	Sundargarh (ST)	4	5	3	12	10	2
3	Sambalpur	4	4	3	11	10	1
4	Keonjhar (ST)	4	2	2	8	6	2
5	Mayurbhanj (ST)	4	4	1	9	8	1
6	Balasore	5	2	3	10	9	1
7	Bhadrak (SC)	5	2	1	8	8	0
8	Jajpur (SC)	4	4	1	9	8	1
9	Dhenkhal	4	6	2	12	11	1
10	Bolangir	4	3	1	8	6	2
11	Kalahandi	4	10	1	15	15	0
12	Nabarangpur (ST)	4	2	1	7	7	0
13	Kandhamal	4	2	2	8	7	1
14	Cuttack	4	5	1	10	8	2
15	Kendrapara	4	1	2	7	7	0
16	Jagatsinghpur (SC)	5	1	1	7	6	1
17	Puri	4	3	0	7	6	1
18	Bhubaneswar	4	6	1	11	10	1
19	Aska	4	3	2	9	9	0
20	Berhampur	5	3	3	11	11	0
21	Koraput (ST)	4	4	1	9	9	0
Total		89	75	32	196	179	17
	Percentage	45.41	38.27	16.33		91.33	8.67

Recognised Party wise Candidate

SI No	Name of the party	No of Candidates
1	BJP	21
2	BJD	21
3	BSP	21
4	CPI	4
5	CPI (M)	1
6	INC	21
7	NCP	0
	Total	89

Assembly Constituency (70 ACs) - 1st Phase

(i) In the 1st phase, the election for 70 Assembly Constituencies were held. 793 persons filed their nomination. After scrutiny, 77 nomination papers were rejected leaving 716 validly nominated candidates. After withdrawal of nomination papers by 43 candidates, 673 contesting candidates remained in the fray. The details are given in the Annexure.

Assembly Constituency (77 ACs) - 2nd Phase

(ii) In the 2nd phase, 832 persons filed their nomination papers. After scrutiny, nomination papers of 44 persons were rejected leaving 784 validly nominated candidates. 37 candidates withdrew their nominations, and 747 contesting candidates remained in the fray. The details are given in **Annexure-7**.

(iii) Thus, for 147 Assembly Constituencies, nomination papers were filed by 1625 persons. After scrutiny, nomination papers of 125 persons were rejected leaving 1500 validly nominated candidates. 80 candidates withdrew their nomination papers leaving 1420 contesting candidates in the fray. The party wise break up is given below:

Party wise candidates in Assembly Constituencies

Party	Male	Female	Total
BSP	101	12	113
BJP	136	11	147
CPI	29	3	32
CPI (M)	5	1	6
INC	139	8	147
NCP	3	1	4
BJD	132	15	147
Regd. Parties	502	46	548
INDEPENDENT	256	20	276
TOTAL	1303	117	1420

10.2 Additional BUs

In none of the Parliamentary Constituencies, the numbers of contesting candidates exceeded 16. But, in case of Assembly Constituencies, namely:- 70-Kantabanji, 80-Bhawaniupatna, 81-Narla, 28-Rairangpur, 34-Morada and 114-Ekamra Bhubaneswar, the number of candidates were 16 or more. As a result, additional BUs were provided.

10.3 Poll

The Polls were conducted in two phases i.e on 10.04.2014 and 17.04.2014. Polling parties were despatched one or two days before the poll. On the day prior to the poll, the Sector Officers visited the polling stations to ensure the readiness of the polling parties for conduct of the poll.

Against 2,91,52,514 electors in the electoral roll, 2,14,36,553 voters cast their votes in the polling stations. The overall voter turnout was 73.53% (against 65.3% in 2009 Elections).



[Officials Returning to the Receiving Centre at rayagada]

10.4 Adjourned / Fresh Polls

Out of the polling stations where polls were held in the 1st Phase on 10.04.2014, fresh polls u/s 58 of R.P. Act 1951 and adjourned polls u/s 57 of the Act were held in 22 polling stations spread over 5 PCs (6 districts) on 17.04.2014. Re-polls in 9 booths relating to 3 PCs (3 districts) out of those which went to polls in the 2nd phase were held on 25.04.2014. The detailed reasons for conduct of fresh/ adjourned polls are given in **Annexure-8**.

10.5 Poll Boycott

Due to various reasons, the voters of 27 polling stations boycotted the polls. The main cause of poll boycott was developmental issues in the local areas. The list of such polling stations where voters boycotted the poll is given in **Annexure-9**.

10.6 Postal Ballots

The postal ballots to service voters and Polling Personnel on election duty were printed at the level of DEOs. The postal ballots were despatched to the service voters immediately after finalization of list of contesting candidates. For the first time, computer generated application (in Form -12) were issued to all polling personnel on election duty. The ballot papers to Polling Personnel were issued at the time of training/ facilitation centres. Postal ballots of 31,326 voters were found valid on the day of counting.



[Polling personnel at a postal ballot facilitation centre]

10.6 Election Observers

In order to monitor and supervise the election process, three General Observers were deployed in twenty Parliamentary Constituencies. Four General Observers were appointed in 12- Nabarangpur (ST) Parliamentary Constituency. Thus, 64 General Observers were appointed by Election Commission.

In addition, two Expenditure Observers per Parliamentary Constituency were appointed to supervise and monitor Election Expenditure monitoring. Thus 42 Expenditure Observers were deployed during the elections.



10.7 Counting

With due approval of the Commission, counting of votes was taken up in 154 halls in 64 counting centres (details in **Annexure-10**). Since the gap between the poll and counting day was more than a month, the EVMs were kept under three- tier security comprising CAPF, SAP and the local police. 24x7 CCTV arrangements were made in the strong rooms for the first time. Arrangements were also made in the EVM strong rooms for political parties to keep their own watch and ward, and see the CCTV footage for their own satisfaction.



[Counting in progress at a centre in Nabarangpur]

On the day of counting, three- tier security arrangements were provided at the counting centres. The round wise trends and results of counting were uploaded through online GENESYS application for which an IT Cell was made functional in each counting centre. For the first time, the results and trends were put on the public domain on the Commission's website on real time basis.



[Counting of votes at Nilagiri]

Media persons were issued passes under the due authority of Commission for access to the Media Centres opened in all the counting centres. At the State level, two Media Centres at the CEO's office and at Jayadev Bhawan disseminated counting and results information to the media and public on the counting day.



[Media Cell at Counting Center of Nabarangpur District]



[Returning Officer handing over certificate of election to the Returned candidate at Khurda]

CHAPTER- XI



[An election Rally at Nuapada]

Election Expenditure Monitoring & Model Code of Conduct

11.1 ELECTION EXPENDITURE MONITORING

Election Expenditure Monitoring has occupied the pivotal position for free, fair and transparent election process of the democratic set up of our country. Provisions contained under the Representation of People Act 1951 and rules framed under Conduct of Election Rules, 1961 makes it mandatory for every candidate to the House of People or a State Legislative Assembly to keep a separate and correct account of all expenditures incurred or authorized by him or by his election agent, between the date on which he was nominated and the date of declaration of the result of election. Election Commission of India has issued a series of detailed guidelines / instructions to effectively monitor the election expenditures to be incurred by the candidates and political parties.

In order to monitor the election expenses incurred by the candidates / political parties, every District had constituted the Expenditure Monitoring Cell headed by a senior State Civil Services Officer in the rank of SDM / ADM as the Nodal Officer. The District Expenditure Monitoring Cell was constituted consisting of the Nodal Officer, Assistant Expenditure Observers, Video Surveillance Teams, Video Viewing Teams, Accounting Teams, 24X7 Control Room and Call Center, Media Certification and Monitoring Committee, Flying Squads, Static Surveillance Teams & Liquor Monitoring Team with the overall supervision of expenditure Observer.

For effective compliance of the instructions / guidelines of the Commission, following steps were taken during the Simultaneous General Election 2014 for effective monitoring of election expenditures incurred by the candidates / political parties.



[Enforcement of Model Code of Conduct at 114 AC Bhubaneswar]

The list of Star Campaigners furnished by the political parties were also communicated to all District Election Officers to appropriately account for the expenditure incurred by the candidate(s)/Political party during the campaign of such leaders. Rate charts of print media advertisements received from the Director, I&PR Department as well as the rate chart received from the TV channels, Doordarshan and All India Radio were also communicated to the District Election officers for reference during calculation of cost of advertisement made by candidate(s)/Political Parties.

11.2 APPOINTMENT OF STATE LEVEL NODAL OFFICERS

For effective monitoring and co-ordination with district level functionaries Additional DG of Police, Commissioner Excise, Director Income Tax (Investigation), Joint Director, Income Tax (Investigation) were appointed as Nodal Officers of Police, Excise, Income Tax respectively with the approval of Commission. Similarly Additional Chief Electoral Officer in charge of Election Expenditure Monitoring was also nominated Nodal Officer by the Commission at the level of Chief Electoral Officer.

11.3 TRAINING

All the officials involved in the election process of Simultaneous General Election 2014 such as District Election Officers, Nodal Officers of Election Expenditure Monitoring, Returning Officers, Assistant Returning Officers, Deputy Collectors Elections, Assembly Constituency Level Master Trainers were given adequate training at the State level explaining them the instructions and guidelines issued by the Commission for effectual monitoring of election expenditure to be incurred by the candidates and political parties.



[District level Training of Expenditure Monitoring officials – Dhenkanal]

11.4 CONSTITUTION OF TEAM, SQUAD ETC.

In compliance to the instructions to the Commission required number of Teams / Squads had been constituted at the District level for effective monitoring of election expenditure.

11.5 MEDIA CERTIFICATION AND MONITORING COMMITTEE

Media Certification and Monitoring Committee had been constituted in each District for precertification of political advertisements made by the candidates. Similarly, State level Media Certification and Monitoring Committees were also constituted at the CEO's level for precertification of political advertisements given by the Political Parties in different Medias. The State Level Media Certification and Monitoring Committee had received 49 applications from different Political Parties from 14.03.2014 to 13.04.2014 for Media Certification. Media Certification and Monitoring Committee after examining the advertisement materials certified the applications for advertisement that satisfy the guidelines of the Commission. Political Party-wise applications filed and certification made is given at **Annexure-11A**. In order to keep watch over the political advertisement made by the political parties 05 TVs with cable connections and recording systems were also provided in the election expenditure monitoring cell of this Department. Further news papers published from Bhubaneswar and Radio were also provided to monitor the advertisements made by political parties/candidates.

11.6 CONTROL ROOM

24X7 Complaint Monitoring Control Room and Call Center functioned in this Department with Toll Free telephone number (1950) and 06 haunting lines. From the date of announcement of election till the declaration of results 939 complaints were received and transmitted to the concerned District Election Officers for necessary actions in the matter. District-wise receipt and transmission of complaints is placed at **Annexure-11B**.

Similarly Income tax Department had put up control room in every district and also in the office of the Director, Income tax (Inv) to have a close watch over the movement of huge amount of money during the election process.

Excise Department had also place control room in the office of the Excise Commissioner & Nodal Officer Excise with toll free number. Besides Nodal Officer Excise also ensured installation of CCTV in all 05 distilleries, 09 bottling plants, 05 breweries, 08 OSBC Warehouses and 863 sensitive liquor retail outlets to keep close watch over the production, supply and sale of liquors in the State.

11.6 SEIZURES MADE BY THE TEAMS / SQUADS

Flying Squads, Static Surveillance Teams & Police Department, while monitoring the illegal movement of cash, liquor and other items suspected to be used for bribing the voters, have seized cash, liquor and other election materials. Seizures made by the Flying Squads, Static Surveillance Team and Police Department during the election process is at **(Annexure- 11C)**.



[EEM Flying Squads in action in Ganjam district]

Similarly Excise Department had also deployed 31 District Level Squads, 03 Divisional Level Squads and 01 State Squad to monitor the illegal movement of liquors, drugs etc within the State and also to curb the inter-State movement of excise materials. The achievements made by the Excise Department are placed at **Annexure-11D**.

11.7 MONITORING OF PAID NEWS

District Media Certification and Monitoring Committees kept a close watch over the political advertisements made in the form of news and the decision taken by the District Level Media Certification & Monitoring Committees in deciding the suspected paid news as 'Paid News' is placed at **Annexure-11E**.



[MCC squad defacing violations]



[Flying Squad searching vehicles]

CHAPTER- XII



[DEO, Angul flagging off the Democracy Van]

Systematic Voters Education & Electoral Participation (SVEEP)

Political participation by the people of a country would demonstrate the strength of its Democracy where in the aspirations of citizens gets the opportunity of fulfilment through their elected representation. The 2014 elections were a landmark in the electioneering of the state with the state showing a record increase in the participation of the voters. This is achievement is further augmented by the fact that for the first time the percentage of women voters outnumbered their counterparts showing the strength of women voices in the electoral process.

The Election Commission of India (ECI) has been striving to increase the electoral participation the people of India in a free, fair and inclusive manner. SVEEP has a range of interventions for Information, Motivation and Facilitation (IMF). The broad categories are Education, Multi – Media and Inter – personal Communication, physical events and innovative activities and Facilitations. Education and Communication: Voter Education mostly focuses on voter registration, building awareness about the reasons to vote and the important of every single vote. Basically it has three broad sides (i) Information, (ii) Motivation and (iii) Facilitation. These were mainly developed during the Summary Revision programme.



[Chief Secretary, Odisha administering the voters pledge to young voters during the event “Run for Democracy” at KIIT University, Bhubaneswar on 13.05.2014]

The general elections 2014 witnessed a record increase and participation in the 2014 elections. There is 8.48% increase overall voting in the state. More interestingly the participation of female voters has been more than their male counterparts.

Category	Voting Percentage			
	Parliament		Assembly	
	2009	2014	2009	2014
Total	65.30	73.78	65.30	73.78
Male	66.10	72.53	65.67	72.53
Female	64.43	74.62	64.90	74.62


The major challenges

1. The Elector Population (EP Ratio) was as high at 68.6% which needs to be reduced by deleting dead, repeated & shifted voters for preparing a healthy electoral roll.
 - a. Deletion of duplicate entries in the electoral roll
 - b. Existing gap in registration, mostly among urban voters and newly eligible youth in the age group 18 – 19 years of age
 - c. To bridge up the gender gap. The Gender Ratio of the state is 978 as per the 2011 census. The Gender Ratio as per the electoral rolls is 922
2. Awareness on the functioning of the EVM for voters as well as for officials
 - a. Familiarity with EVM to voters
 - b. EVM Management by the officials as well as trouble shooting during the election process
3. Ethical and Inducement free voting by the voters
 - a. Lack of awareness on ethical voting and inducement free voting
 - b. Fear of voters of being harassed by political sources
4. Increase the overall voting and especially women and young voters.
 - a. Urban apathy towards participation in the electoral process is a major challenge. The capital city of Bhubaneswar was found to have recorded minimum voter turnout
 - b. Lack of information, awareness and facilitation for PwDs have seen a poor participation over the years
 - c. Basic Minimum Facilities (BMF) at the booths for senior citizens and women also adds up to the apathy of low turnout by these section of people

SVEEP IMPLEMENTATION

12.1 Improvement of Electoral Rolls

With a view to improving the Photo Electoral Rolls, besides the annual Special Summary Revisions taken up during 2010 through 2013, a Special Summary Revision was undertaken during the period 8th April-1st July 2013 which included a House to House verification by Booth Level Officers.



[Signature Campaign during Massive Rally Nabarangpur]

During this massive exercise, the Booth Level Officers were given Polling Station wise working copy of the Electoral Roll. The BLOs verified the entries in the Electoral Roll, collected application forms for inclusion, identified electors for deletion, collected correct information for modification of entries including house numbers as well as collected photographs of non-photo electors. Some BLOs/ volunteers captured photographs of non-photo electors on their mobile phones.

In order to address the special problems of three Assembly Constituencies of Bhubaneswar city, additional measures like operationalization of twenty **Voter Sahayata Kendras** in partnership with KIIT University, utilizing the services of volunteers alongside regular BLOs, besides intensive multi media campaigns were taken up during the Special Revision programme.

12.2 Partnership with NSS

As part of Systematic Voters Education for Electoral Participation (SVEEP), a strong partnership was built up with National Service Scheme (NSS). District level Nodal Officers of NSS were trained about the nuances of Electoral Registration. These Officers imparted

training to volunteers of about 1400 Institutions having NSS units. The vast networks of volunteers and Programme Officers created awareness among the people to register eligible un enrolled voters especially youth & woman. 500 Campus Ambassadors (NSS Volunteers) were imparted training by Officers of CEO's Office, DEOs & EROs at Balasore, Sambalpur, Rayagada, Bhubaneswar and Berhampur in November 2013. These Campus Ambassadors were deployed in all the 314 Blocks and all urban areas for creating general awareness on registration especially youth, emphasize inclusion of marginalised and excluded section of society and women. The District Programme Officers and Campus Ambassadors in turn trained over 99,000 NSS Volunteers to motivate the youth to register themselves and take part in the electoral process.



12.3 Partnership with Zilla / Block Kala Sanskruti Sangha

In Odisha there are 459 Art forms & 7064 Art groups. There are 79,360 artistes. There are registered Zilla Kala Sanskruti Sangha (ZKSS) in all the 30 Districts & at the Block level, there are Block level Kala Sanskruti Sanghas (BKSS). In Odisha there are 459 Art forms & 7064 Art groups. There are 79,360 artistes. There are registered Zilla Kala Sanskruti Sangha (ZKSS) in all the 30 Districts & at the Block level, there are Block level Kala Sanskruti Sanghas (BKSS). Though standard messages were circulated, the

troupes communicated the same to the public in popular folk media using local dialects for better acceptance among the locals.



[Cultural troops creating Voters awareness in a remote tribal village in Daringbadi, Kandhamal district]



[A troupe of Zilla Kala Sanskriti Sangh motivating voters at a programme in Sundargarh district]

12.4 Coordination with Political Parties

The recognised political parties were kept on board during the entire process of the roll revision exercise and they were requested to appoint Booth Level Agents to help the Booth Level Officers in the field and ensure that all the eligible electors are enrolled and no eligible electors name is struck off from the roll. The political parties were briefed on the Special Summary Revision 2014 taken up during October 2013 – January 2014 in a meeting held on 08.10.2013.

12.5 Capacity Building

After the Summary Revision 2013, a strategy was developed for capacity building of the voters as well as the duty bearers. The technical staff of EROs Office were imparted training on ERMS, De-duplication software. All the EROs & Deputy Collector, Elections were imparted training on the objectives & house to house campaign procedure. Electoral Roll Observers were briefed on Special Revision. BLOs & Supervisory Officers were imparted training at the AC level. Meeting with teachers associations was held to explain the vital role of BLOs during house to house campaign.

12.6 Working with Media:

A number of media interface were organized at the State level in which all the print and electronic media participated. Besides announcing the schedules of programme, the objective of the revision programme like enrolment of youth and women, deletion dead, shifted and repeated electors etc were explained to the media. Phone-in programmes on All India Radio (on 13.10.2012) & panel discussion through Doordarshan (on 26.10.2012, 13.11.2013, 12.12.2013, 22.03.2014, 27.03.2014 etc), were taken up to explain the registration process and issues relating to Electors Photo Identity Cards (EPICs).



[Countering urban apathy: Chief Secretary, Go Flagging of run for democracy Migration by Chief Secretary at Bhubaneswar on 13th April 2014]
by Chief Secretary at Bhubaneswar on 13th April 2014

12.7 EVM Awareness

To demystify the EVM, Officials from the District, ERO & Block Offices conducted EVM awareness camps through democracy vans especially in areas which recorded low turnout in last General Elections 2009. Certain political parties conducted their own awareness camps by demonstrating dummy EVM like in tribal dominated Boudh & Nuapada Districts. EVM awareness was part of the awareness campaigns conducted by Zilla/ Block Kala Sanskruti Sangha at the haat/ village level



[EVM awareness camp at Banapur Khurdha]

12.8 Motivating Voters for Ethical Voting

The state identified four State Level Icons to motivate people to vote. They represented fields of art, culture and social development. More importantly they were able to connect the youth, women and the excluded.

Awareness programmes were undertaken in over 1400 institutions through Campus Ambassadors (NSS Volunteers). Performances by Cultural troupes Zilla/ Block Kala Sanskruti Sangha at the grass root level as very effective. "Sankalp Patras" were distributed among school students asking them to get it signed by their parents and return it back to the RO.

A lot of media interactions and dissemination of information through the media has been done during the makeup of the General Elections 2014.



[Cycle rally on occasion of NVD at Bolangir]

12.9 Corporate partnerships

Corporate partnerships were forged to share responsibilities of information dissemination for electors as well as motivating people to vote. Corporates were also asked to take special initiatives for registration of their employees. Partners like NALCO, MCL, BMC, DD, AIR, BSNL, FM 93.5, Vodafone, Axis Bank and many more participated in the drive of SVEEP implementation in the state.



[A 140ft by 30 ft hoarding put up near Kuakhai Bridge on the Bhubaneswar – Cuttack National Highway in partnership with NALCO]

12.10 National Consultation Workshop on Women's Participation in Electoral Process

A National Consultation Workshop was organized from 18th – 19th December 2013 at Bhubaneswar, Odisha in collaboration with Election Commission of India and United Nations Development Programme (UNDP). The consultation programme was participated by delegates from ECI, Chief Election Commission of various states, representatives from various Ministries, GoI, Corporate Organizations, Civil Society Organizations, Media and UNDP.



[Release of booklets by DR. Nasim Zaidi, Election Commissioner at the National Consultation for Women's Participation in the Electoral Process, Bhubaneswar]

The workshop brought forward the traditional issue of lack of participation of women in the electoral process over the years and also provided light on how the same has been changing in certain pockets of the country through the concerned and continuous effort of the ECI and the CEO office of the concerned states.

Participants at the National Consultation Workshop

Achievements

- Increased participation in the 2014 electoral process
- Nearly 75% polling in the 2014 general elections. An increase on nearly 10% point in polling.
- Model polling booth saw a huge appreciated response
- 14% point increment in the EPIC coverage in comparison to 2009 elections. The EPIC coverage for the General Elections of 2014 was 97.48%
- More than 96% point increase on photo roll coverage
- Special Roll Revision was conducted to remove the dead, displaced and duplicate voters. Nearly 24 lakhs names were deleted from the earlier rolls.
- Extensive coverage of SVEEP through print and electronic media
- Very effective and efficient management of EVM helped in polling without any technical difficulties
- 13 areas identifies having particularly vulnerably tribal groups (PVTGs) and emphasis on ensuring 100% inclusion.
- Toll free number 1950 operational at the State level and all 30 district levels



[Participants at the national consultation of women's participation in electoral process, Bhubaneswar]



[Voters Awareness Rally on the eve of poll day at Baripada]

The Cuttack district registered 88.30% PWD voting in the District, the highest ever. 20,208 PWD voters were shortlisted. Practising on a Braille ballot paper and casting vote in EVM using Braille signage available next to the button – enabled independent voting by a blind voter. 2171 polling booths were made barrier free for easy movement of PwD voters through wheel chairs. The efforts of the District Administration for taking up the cause of increasing PWD voters resulted in more than 95% turnout of such voters.



[Visually impaired voters at a booth in Cuttack]

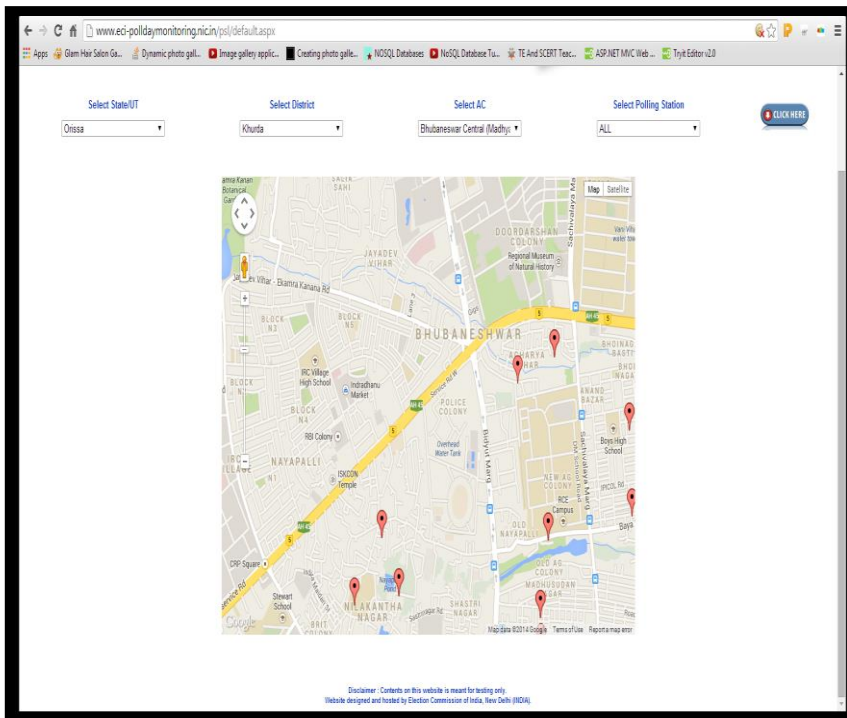
Way forward

However there are challenges to be encountered for the next elections. SVEEP Phase II would focus on the major issues of Roll Revision and tackling Urban Apathy especially in Bhubaneswar. Taking leaf out of the success and the challenges from the General Elections 2014 the state needs to move ahead and come up with a strategic plan with well-defined outputs and outcomes.



[NVD Rally at Malkangiri]

CHAPTER- XIII



[Polling Stations can be located on Google map in ECI/CEO's website and details of ERO and BLO can also be known]

[Knowing one's booth details through sending SMS of EPIC number was popularized through media and website]



Use of Information Technology

13.1 Use of Information Technology

- Search facility provided in CEO's website to locate Polling Station through name and EPIC search
- PDF of electoral roll (Polling Station wise) uploaded on website
- SMS based inquiry system through EPIC number introduced in January 2014
- Online de-duplication software used by EROs to run and identify suggested duplicates both inter and intra Assembly Constituency
- Generation of reports on the basis of Part-IV of Form-6 to enable the ERO to delete the previous entry
- Online registration of Form-6, 7, 8 & 8A introduced in 2013
- Registration of online complaints through ECI & CEO's website introduced
- Google Mapping of polling stations was completed by updating the latitude and longitude data on Commission's website
- Candidates information and affidavits (both Lok Sabha & Assembly) uploaded through Genesys counting application & placed on the public domain through ECI and CEO's website Information on Electoral Roll monitored through Electoral Roll Monitoring System on ECI's website
- Various aspects of Election management like Electoral Roll, Polling Personnel, EVM, SVEEP, MCC, Election Expenditure Management (MCC) EVM Strong Room, Polled turnout (District, AC, Polling Station wise) monitored through Election Monitoring System on ECI's website
- SMS based poll monitoring system used for the first time on Poll day- SMS based reports received from 5725 booths out of 17223 in the first phase & 8046 booth out of 18673 in second phase
- Live webcasting from sensitive Polling Stations done for the first time from 248 booths in the first phase and 318 booths in second phase polls. The live webcasting was uploaded on CEO's website for public viewing
- All important election related information like DEO, RO, Observers contact details, instructions and circulars of the Commission, hand books, Forms, Compendium, election schedules, Gazette notifications, press release etc. were uploaded on CEO's website for wide dissemination among all stakeholders.



[IT cell at the counting centre at Balasore]



CHAPTER- XIV



[Dr. Mona Sharma, Chief Electoral Officer, Odisha handing over the Gazette notifying list of newly elected MLAs to H.E. Governor of Odisha on 18.05.2014]

Results & Statistics

Results & Statistics

The counting of votes was taken up on 16.05.2014. Out of the total 21 Lok Sabha seats, the party wise break up returned candidates is 20 Biju Janata Dal & 1 Bharatiya Janata Party.

The party wise position of returned candidates for 147 Assembly seats is as follows:

Biju Janata Dal-117, Indian National Congress-16, Bharatiya Janata Party-10, Communist Party of India (Marxist)-1, Samata Kranti Dal-1, Independent-2.

The details of winning candidates as well as votes secured by each of the contesting candidates for the Lok-Sabha and Assembly Elections, 2014 is given in the **Annexure-12 A & 12 B**.

Election petitions

Within the statutory period, 22 election petitions relating to 18 ACs & 1 PC have been filled before the Hon'ble High Court of Odisha.

Annexures

Annexures

Annexure No.	Subject	Page
1	Assembly Constituency wise no. of electors, Photo & EPIC coverage as on last date of filing nomination for Simultaneous General Election - 2014	Chapter-II
2	District wise number of Polling Stations & Basic Minimum Facilities (BMF)	Chapter-III
3	District wise Allotment of EVMs	Chapter-V
4A	District wise deployment of Polling Personnel, Zonal Magistrate, Micro- Observers and Non-CAPF measures (videography, webcasting and still cameras)	Chapter-VI
4B	Rates of ex-gratia compensation	
5A	Procurement of Election Material	Chapter-VII
5B	Statement Of forms required for conduct of elections	
5C	Envelopes required for conduct of election	
5D	Statement of signboards for conduct of elections	
6A	District wise deployment of Vehicles	Chapter-VIII
6B	Rates of compensation for different types of privately owned vehicles requisitioned for election work	Chapter-VIII
7	Assembly Constituency wise number of nominations, withdrawal & contesting candidates	Chapter-X
8	List of Polling Stations where fresh/adjourned poll were held	Chapter-X
9	List of Polling Stations where there was poll boycott	Chapter-X
10	List of Counting Centres/Strong Room Location	Chapter-X
11A	Certification made by the State Level Media Certification & Monitoring Committee	Chapter-XI
11B	Abstract of complaint received in complaint monitoring cell in the office of Chief Electoral Officer, Odisha	
11C	Seizures made by Flying Squads/ Static Surveillance	
11D	Seizure made by Excise Commissioner, Odisha	
11E	Suspected /Confirmed Paid News	
12A	Counting Result- Assembly Constituency wise	Chapter-XIV
12B	Counting Result- Parliamentary Constituency Wise	Chapter-XIV

Annexure-I

ASSEMBLY CONSTITUENCY WISE NO. OF ELECTORS, PHOTO & EPIC COVERAGE AS ON LAST DATE OF FILING NOMINATION FOR SIMULTANEOUS GENERAL ELECTION - 2014

Sl No.	Name of the District	No & Name of the Assembly Constituency	AC wise Total Polling Station with Auxiliary P.S.	No. of Electors as on last date of nomination for Simultaneous General Election-2014				Male Service Voter	Female Service Voter	No. of Service Voter on last date of Nomination	Total No. of Photos in the Roll	Photo Coverage	Total No. of EPICs in the Roll	EPIC Coverage
				Male	Female	Other	Total Electors							
1	2	3	4	5	6	7	8	9	10	11	12	13	14	15
1	BARGARH	1- PADAMPUR	298	115154	109040	0	224194	88	30	118	221101	98.62	222110	99.07
		2- BIJEPUR	270	108907	98096	0	207003	40	12	52	203315	98.22	203982	98.54
		3- BARGARH	233	105466	93086	1	198553	94	25	119	185921	93.64	188736	95.06
		4- ATTABIRA (SC)	256	107650	94691	2	202343	122	41	163	196824	97.27	198002	97.85
		5- BHATLI	287	108957	97549	0	206506	61	23	84	201230	97.45	202718	98.17
	Dist Total		1344	546134	492462	3	1038599	405	131	536	1008391	97.09	1015548	97.78
2	JHARSUGUDA	6- BRAJARAJNAGAR	241	101030	89447	36	190513	81	20	101	189572	99.51	189854	99.65
		7- JHARSUGUDA	242	103376	97379	53	200808	114	46	160	199578	99.39	199742	99.47
	Dist Total		483	204406	186826	89	391321	195	66	261	389150	99.45	389596	99.56
3	SUNDARGARH	8- TALSARA (ST)	254	97831	98934	2	196767	136	41	177	188830	95.97	191294	97.22
		9- SUNDARGARH (ST)	274	111692	108445	1	220138	67	21	88	210358	95.56	213189	96.84
		10- BIRAMITRAPUR (ST)	288	106578	105759	4	212341	134	49	183	210117	98.95	210580	99.17
		11- RAGHUNATHPALI (SC)	186	85947	77965	1	163913	170	63	233	160880	98.15	162082	98.88
		12- ROURKELA	185	98904	86386	5	185295	111	55	166	180397	97.36	182318	98.39
		13- RAJGANGAPUR (ST)	252	116220	113811	1	230032	142	39	181	216398	94.07	219338	95.35
		14- BONAI (ST)	299	100573	100185	12	200770	184	64	248	198995	99.12	199382	99.31
	Dist Total		1738	717745	691485	26	1409256	944	332	1276	1365975	96.93	1378183	97.80

4	SAMBALPUR	15- KUCHINDA (ST)	250	98150	96276	0	194426	218	69	287	194426	100.00	194426	100.00
		16- RENGALI (SC)	225	87598	83095	16	170709	118	43	161	170707	100.00	170707	100.00
		17- SAMBALPUR	164	93400	85321	44	178765	172	57	229	178765	100.00	178765	100.00
		18- RAIKAKHOL	238	90398	84892	16	175306	85	24	109	175304	100.00	175304	100.00
		Dist Total	877	369546	349584	76	719206	593	193	786	719202	100.00	719202	100.00
5	DEOGARH	19- DEOGARH	321	108757	103416	3	212176	153	63	216	208198	98.13	209819	98.89
		Dist Total	321	108757	103416	3	212176	153	63	216	208198	98.13	209819	98.89
6	KEONJHAR	20- TELKOI (ST)	304	101110	98189	13	199312	52	19	71	193217	96.94	195851	98.26
		21- GHASIPURA	289	102096	95522	0	197618	180	60	240	194822	98.59	195849	99.10
		22- ANANDAPUR (SC)	274	103301	96204	0	199505	164	55	219	197950	99.22	198402	99.45
		23- PATNA (ST)	270	93705	89761	0	183466	261	100	361	181953	99.18	182373	99.40
		24- KEONJHAR (ST)	270	103193	98465	10	201668	149	76	225	193910	96.15	195624	97.00
		25- CHAMPUA	249	103357	94789	3	198149	111	52	163	188530	95.15	191237	96.51
		Dist Total	1656	606762	572930	26	1179718	917	362	1279	1150382	97.51	1159336	98.27
7	MAYURBHANJ	26- JASHIPUR (ST)	279	96109	94665	4	190778	220	99	319	188228	98.66	188992	99.06
		27- SARASKANA (ST)	254	91512	91258	6	182776	111	45	156	180582	98.80	181480	99.29
		28- RAIRANGPUR (ST)	274	104485	105449	4	209938	201	90	291	204277	97.30	205709	97.99
		29- BANGRIPOSI (ST)	238	92980	89386	1	182367	147	54	201	182110	99.86	182339	99.98
		30- KARANJIA (ST)	217	83615	81964	3	165582	75	29	104	162256	97.99	163884	98.97
		31- UDALA (ST)	229	86633	84642	0	171275	117	27	144	169819	99.15	170230	99.39
		32- BADASAH (SC)	228	86055	82806	4	168865	103	31	134	167034	98.92	167538	99.21
		33- BARIPADA (ST)	232	96552	94541	0	191093	147	59	206	187139	97.93	188712	98.75
		34- MORADA	265	100744	97061	2	197807	142	62	204	195825	99.00	196860	99.52
		Dist Total	2216	838685	821772	24	1660481	1263	496	1759	1637270	98.60	1645744	99.11
8	BALASORE	35- JALESWAR	237	110086	102791	2	212879	235	121	356	207105	97.29	208943	98.15
		36- BHOGRAI	233	106244	97147	3	203394	143	67	210	197073	96.89	198475	97.58
		37- BASTA	232	105084	97096	0	202180	408	178	586	196087	96.99	197813	97.84

		38- BALASORE	199	105106	95295	4	200405	197	106	303	182953	91.29	187751	93.69
		39- REMUNA (SC)	219	102443	92985	5	195433	262	130	392	183737	94.02	186227	95.29
		40- NILGIRI	205	92694	87991	1	180686	282	113	395	176802	97.85	177845	98.43
		41- SORO (SC)	210	100994	92426	2	193422	362	153	515	185410	95.86	187644	97.01
		42- SIMULIA	255	110110	102931	8	213049	206	91	297	205243	96.34	207825	97.55
		Dist Total	1790	832761	768662	25	1601448	2095	959	3054	1534410	95.81	1552523	96.94
9	BHADRAK	43- BHANDARIPOKHARI	245	105452	96515	4	201971	190	72	262	199247	98.65	199940	98.99
		44- BHADRAK	247	120317	108647	19	228983	350	158	508	215559	94.14	218652	95.49
		45- BASUDEVPUR	255	117216	103583	1	220800	554	281	835	215459	97.58	216625	98.11
		46- DHAMNAGAR (SC)	239	108215	94263	1	202479	312	150	462	199699	98.63	200369	98.96
		47- CHANDABALI	251	109902	95433	4	205339	386	190	576	199884	97.34	201052	97.91
		Dist Total	1237	561102	498441	29	1059572	1792	851	2643	1029848	97.19	1036638	97.84
10	JAJPUR	48- BINJHARPUR (SC)	237	103528	88528	0	192056	402	186	588	187631	97.70	188681	98.24
		49- BARI	236	103846	87319	2	191167	683	262	945	189896	99.34	190123	99.45
		50- BARACHANA	212	86231	78607	2	164840	214	67	281	164570	99.84	164624	99.87
		51- DHARMASALA	263	103890	90961	2	194853	271	100	371	192590	98.84	192979	99.04
		52- JAJPUR	263	112499	96694	3	209196	180	77	257	202977	97.03	204835	97.92
		53- KOREI	214	93199	81713	0	174912	300	125	425	169280	96.78	170555	97.51
		54- SUKINDA	224	91054	82665	2	173721	88	33	121	170572	98.19	171768	98.88
		Dist Total	1649	694247	606487	11	1300745	2138	850	2988	1277516	98.21	1283565	98.68
11	DHENKANAL	55- DHENKANAL	261	121910	110691	15	232616	774	306	1080	232552	99.97	232562	99.98
		56- HINDOL (SC)	244	122582	108664	21	231267	742	299	1041	228662	98.87	228908	98.98
		57- KAMAKHYANAGAR	214	102571	90317	4	192892	554	196	750	192143	99.61	192276	99.68
		58- PARJANGA	208	99561	90138	6	189705	261	82	343	187142	98.65	187990	99.10
		Dist Total	927	446624	399810	46	846480	2331	883	3214	840499	99.29	841736	99.44
12	ANGUL	59- PALLAHARA	236	80542	73580	0	154122	87	37	124	154122	100.00	154122	100.00

		60- TALCHER	199	86433	73316	5	159754	80	36	116	159650	99.93	159664	99.94
		61- ANGUL	248	105572	93178	3	198753	660	248	908	196397	98.81	196855	99.05
		62- CHHENDIPADA (SC)	227	97493	88549	1	186043	186	81	267	183959	98.88	184412	99.12
		63- ATHAMALLIK	244	92154	86056	0	178210	154	40	194	178210	100.00	178210	100.00
	Dist Total		1154	462194	414679	9	876882	1167	442	1609	872338	99.48	873263	99.59
13	SONEPUR	64-BIRMAHARAJPUR (SC)	261	99039	86885	0	185924	24	4	28	183125	98.49	184407	99.18
		65- SONEPUR	314	122232	109609	15	231856	23	6	29	223493	96.39	225507	97.26
	Dist Total		575	221271	196494	15	417780	47	10	57	406618	97.33	409914	98.12
14	BOLANGIR	66- LOISINGHA (SC)	283	111021	99946	10	210977	88	17	105	203673	96.54	205135	97.23
		67- PATNAGARH	326	130805	121848	10	252663	56	19	75	247749	98.06	248776	98.46
		68- BOLANGIR	267	111168	102188	6	213362	69	26	95	193354	90.62	196875	92.27
		69- TITLAGARH	305	116715	109494	18	226227	49	15	64	214350	94.75	216614	95.75
		70- KANTABANJI	331	123652	117904	22	241578	27	15	42	228329	94.52	230348	95.35
	Dist Total		1512	593361	551380	66	1144807	289	92	381	1087455	94.99	1097748	95.89
15	NUAPARA	71- NUAPADA	292	104654	102491	21	207166	51	4	55	202714	97.85	203816	98.38
		72- KHARIAR	298	111876	107313	5	219194	46	16	62	207915	94.85	212668	97.02
	Dist Total		590	216530	209804	26	426360	97	20	117	410629	96.31	416484	97.68
16	NABARANGPUR	73- UMERKOTE (ST)	214	88966	85212	2	174180	21	11	32	169167	97.12	170190	97.71
		74- JHARIGAM (ST)	256	96877	96695	5	193577	4	1	5	189588	97.94	190727	98.53
		75- NABARANGPUR (ST)	269	104147	107056	21	211224	14	7	21	206990	98.00	208817	98.86
		76- DABUGAM (ST)	232	87562	90434	9	178005	17	3	20	174799	98.20	176111	98.94
	Dist Total		971	377552	379397	37	756986	56	22	78	740544	97.83	745845	98.53
17	KALAHANDI	77- LANJIGARH (ST)	283	96555	97394	12	193961	12	2	14	184169	94.95	186358	96.08
		78- JUNAGARH	254	111322	105814	1	217137	30	14	44	207609	95.61	212387	97.81
		79- DHARMGARH	266	119304	114690	0	233994	29	12	41	224311	95.86	227720	97.32
		80- BHAWANIPATNA (SC)	246	106032	99848	7	205887	74	18	92	193389	93.93	196550	95.46

		81- NARLA	253	100662	95764	3	196429	47	12	59	194358	98.95	195102	99.32
	Dist Total		1302	533875	513510	23	1047408	192	58	250	1003836	95.84	1018117	97.20
18	KANDHAMAL	82- BALIGUDA (ST)	176	67260	70082	4	137346	51	19	70	134445	97.89	134800	98.15
		83- G- UDAYAGIRI (ST)	242	85658	88069	25	173752	551	230	781	168973	97.25	169831	97.74
		84- PHULBANI (ST)	219	82766	83625	0	166391	167	73	240	165377	99.39	165538	99.49
	Dist Total		637	235684	241776	29	477489	769	322	1091	468795	98.18	470169	98.47
19	BOUDH	85- KANTAMAL	205	72674	70352	0	143026	9	5	14	141966	99.26	142212	99.43
		86- BOUDH	186	71875	67643	0	139518	77	26	103	138405	99.20	138660	99.39
	Dist Total		391	144549	137995	0	282544	86	31	117	280371	99.23	280872	99.41
20	CUTTACK	87- BARAMBA	301	114377	99071	5	213453	592	267	859	212265	99.44	212453	99.53
		88- BANKI	227	101964	88188	4	190156	392	191	583	190156	100.00	190156	100.00
		89- ATHAGARH	258	97361	86397	2	183760	452	161	613	183075	99.63	183192	99.69
		90- BARABATI-CUTTACK	189	110400	99671	5	210076	95	55	150	195845	93.23	200312	95.35
		91- CHOUDWAR-CUTTACK	199	112149	97700	5	209854	170	88	258	197782	94.25	201529	96.03
		92- NIALI (SC)	257	116215	102080	14	218309	498	269	767	216672	99.25	216890	99.35
		93- CUTTACK SADAR (SC)	211	105784	92134	2	197920	331	180	511	185875	93.91	190579	96.29
		94- SALIPUR	244	111787	98996	2	210785	397	197	594	210759	99.99	210765	99.99
		95- MAHANGA	285	126417	109742	8	236167	411	200	611	232738	98.55	233999	99.08
	Dist Total		2171	996454	873979	47	1870480	3338	1608	4946	1825167	97.58	1839875	98.36
21	KENDRAPARA	96- PATKURA	307	120516	106308	1	226825	658	343	1001	219573	96.80	221385	97.60
		97- KENDRAPARA (SC)	241	104951	92260	6	197217	312	175	487	192932	97.83	194051	98.39
		98- AUL	315	128958	113285	1	242244	658	345	1003	235796	97.34	237279	97.95
		99- RAJANAGAR	275	116727	103176	5	219908	156	92	248	214934	97.74	216466	98.43
		100- MAHAKALAPADA	268	116295	101658	1	217954	248	152	400	212464	97.48	213434	97.93
	Dist Total		1406	587447	516687	14	1104148	2032	1107	3139	1075699	97.42	1082615	98.05

22	JAGATSingHPUR	101- PARADEEP	231	102806	86678	16	189500	130	78	208	186482	98.41	187456	98.92
		102- TIRTOL (SC)	258	114766	101300	10	216076	326	188	514	213198	98.67	214319	99.19
		103- BALIKUDA-ERASAMA	302	124484	108700	12	233196	220	122	342	231640	99.33	232334	99.63
		104- JAGATSingHPUR	234	104624	92570	15	197209	323	175	498	195093	98.93	195825	99.30
	Dist Total		1025	446680	389248	53	835981	999	563	1562	826413	98.86	829934	99.28
23	PURI	105- KAKATPUR (SC)	273	116917	104745	1	221663	240	130	370	208017	93.84	210028	94.75
		106- NIMAPARA	271	116186	104572	2	220760	188	73	261	210433	95.32	212082	96.07
		107- PURI	225	117932	106249	4	224185	124	49	173	198928	88.73	201948	90.08
		108- BRAHMAGIRI	260	101743	94396	11	196150	187	50	237	183800	93.70	185970	94.81
		109- SATYABADI	247	100292	91089	5	191386	241	103	344	179099	93.58	181343	94.75
		110- PIPILI	262	109282	99199	17	208498	169	72	241	194828	93.44	196229	94.12
	Dist Total		1538	662352	600250	40	1262642	1149	477	1626	1175105	93.07	1187600	94.06
24	KHURDA	111- JAYADEV (SC)	215	88286	77859	4	166149	117	69	186	157526	94.81	158251	95.25
		112- BHUBANESWAR CENTRAL (MADHYA)	182	128454	93793	90	222337	70	38	108	179671	80.81	181288	81.54
		113- BHUBANESWAR NORTH (UTTAR)	214	154255	116769	35	271059	95	54	149	215646	79.56	217165	80.12
		114- EKAMRA-BHUBANESWAR	201	138128	111229	110	249467	63	43	106	195037	78.18	197195	79.05
		115- JATANI	240	109026	97488	4	206518	179	95	274	190193	92.10	192119	93.03
		116- BEGUNIA	231	103106	91915	5	195026	379	148	527	192925	98.92	193185	99.06
		117- KHURDA	248	113347	102015	5	215367	345	150	495	207129	96.17	209002	97.04
		118- CHILIKA	235	108418	94069	7	202494	222	107	329	197266	97.42	197951	97.76
	Dist Total		1766	943020	785137	260	1728417	1470	704	2174	1535393	88.83	1546156	89.46
25	NAYAGARH	119- RANPUR	216	99276	86547	5	185828	329	145	474	179966	96.85	180824	97.31
		120- KHANDAPADA	191	87692	75495	2	163189	159	76	235	158144	96.91	158726	97.27
		121- DASPALLA (SC)	221	89326	79637	0	168963	120	61	181	164194	97.18	164683	97.47
		122- NAYAGARH	221	104411	89355	1	193767	313	162	475	183267	94.58	184266	95.10

	Dist Total		849	380705	331034	8	711747	921	444	1365	685571	96.32	688499	96.73
26	GANJAM	123- BHANJANAGAR	248	111491	101243	5	212739	315	163	478	210455	98.93	210838	99.11
		124- POLASARA	248	113622	100158	0	213780	175	89	264	207571	97.10	208298	97.44
		125- KABISURYANAGAR	230	109442	96196	10	205648	104	44	148	198848	96.69	200055	97.28
		126- KHALIKOTE (SC)	220	104961	92550	1	197512	151	48	199	189710	96.05	191727	97.07
		127- CHHATRAPUR (SC)	228	106843	98996	2	205841	621	264	885	198858	96.61	200058	97.19
		128- ASKA	194	97542	84508	4	182054	371	180	551	176349	96.87	177758	97.64
		129- SURADA	236	111252	97583	6	208841	294	149	443	206308	98.79	206857	99.05
		130- SANAKHEMUNDI	241	105076	92630	2	197708	83	32	115	190814	96.51	192487	97.36
		131- HINJILI	210	107760	93514	2	201276	166	75	241	193336	96.06	195264	97.01
		132- GOPALPUR	185	91334	86534	0	177868	1143	638	1781	174492	98.10	175058	98.42
		133- BERHAMPUR	152	93109	89949	1	183059	249	136	385	179267	97.93	180012	98.34
		134- DIGAPAHANDI	230	98822	89200	2	188024	152	68	220	183067	97.36	184064	97.89
		135- CHIKITI	234	95733	91834	3	187570	262	131	393	181293	96.65	183566	97.87
	Dist Total		2856	1346987	1214895	38	2561920	4086	2017	6103	2490368	97.21	2506042	97.82
27	GAJAPATI	136- MOHANA (ST)	273	95575	98105	0	193680	57	21	78	191199	98.72	192080	99.17
		137- PARALAKHEMUNDI	264	95940	98175	0	194115	249	120	369	190626	98.20	191423	98.61
	Dist Total		537	191515	196280	0	387795	306	141	447	381825	98.46	383503	98.89
28	RAYAGADA	138- GUNUPUR (ST)	273	94078	99456	39	193573	48	20	68	185179	95.66	189387	97.84
		139- BISSAM CUTTACK (ST)	277	95915	109735	36	205686	11	5	16	199288	96.89	201725	98.07
		140- RAYAGADA (ST)	290	103421	111997	51	215469	29	7	36	213746	99.20	214109	99.37
	Dist Total		840	293414	321188	126	614728	88	32	120	598213	97.31	605221	98.45
29	KORAPUT	141- LAXMIPUR (ST)	215	74552	80551	4	155107	7	2	9	152742	98.48	153079	98.69
		142- KOTPAD (ST)	213	88668	91859	3	180530	26	11	37	177155	98.13	178048	98.63
		143- JEYPORE	225	92376	95414	14	187804	70	30	100	177225	94.37	179887	95.78
		144- KORAPUT (SC)	196	83963	85337	4	169304	97	38	135	166711	98.47	167121	98.71

		145- POTTANGI (ST)	227	84682	88422	2	173106	19	5	24	167835	96.96	169427	97.87
	Dist Total		1076	424241	441583	27	865851	219	86	305	841668	97.21	847562	97.89
30	MALKANGIRI	146- MALKANGIRI (ST)	289	99842	97012	6	196860	21	3	24	193034	98.06	194723	98.91
		147- CHITRAKONDA (ST)	236	79704	82980	3	162687	6	2	8	161598	99.33	161992	99.57
	Dist Total		525	179546	179992	9	359547	27	5	32	354632	98.63	356715	99.21
	GRAND TOTAL		35959	15164146	13987183	1185	29152514	30164	13367	43531	28221481	96.81	28418024	97.48

Annexure-2

District wise number of Polling Stations & Basic Minimum Facilities

Sl No.	District Name	Total No. of P.S. (with Aux) in GE-2009	Total No. of P.S. (with Aux) in GE-2014	No. of PS with Drinking Water	No. of PS with Toilet	No of PS having Electricity connection	No. of P.S. with mobile connectivity	No of Polling Stations with Ramp	No of Model Polling Stations
1	Baragarh	1186	1344	1344	1285	360	986	1330	2
2	Jharsuguda	409	483	483	480	483	402	481	40
3	Sundargarh	1454	1738	1730	1086	858	1151	1687	216
4	Sambalpur	756	877	829	829	447	654	777	287
5	Deogarh	257	321	319	319	76	177	239	0
6	Keonjhar	1457	1656	1346	1281	437	1231	1384	6
7	Mayurbhanj	2024	2216	2216	1882	221	1423	2198	58
8	Balasore	1702	1790	1776	1776	1676	1730	1764	130
9	Bhadrak	1091	1237	1234	1192	837	1178	1116	7
10	Jajpur	1399	1649	1649	1469	1365	1569	1626	151
11	Dhenkanal	847	927	895	765	543	786	910	45
12	Angul	916	1154	1154	1127	615	901	1137	24
13	Subarnapur	508	575	575	549	146	415	472	30
14	Bolangir	1379	1512	1195	584	397	1241	1344	0
15	Nuapada	518	590	583	0	3	544	565	0
16	Nabarangpur	797	971	916	0	149	668	700	63
17	Kalahandi	1214	1302	756	489	35	858	1051	44
18	Kandhamal	497	637	219	219	165	211	605	4
19	Boudh	357	391	391	391	49	227	373	8
20	Cuttack	1849	2171	1612	1612	1612	2115	2142	140
21	Kendrapara	1185	1406	1403	1403	1342	1356	1174	45
22	Jagatsinghpur	980	1025	1025	1025	747	998	598	12
23	Puri	1383	1538	1240	1123	484	1457	891	25
24	Khurda	1526	1766	1759	1504	1323	1736	1698	60

25	Nayagarh	814	849	810	810	616	729	819	10
26	Ganjam	2492	2856	2604	621	1098	2616	2293	0
27	Gajapati	444	537	461	335	331	346	480	8
28	Rayagada	720	840	623	358	215	688	630	46
29	Koraput	995	1076	888	0	368	726	867	10
30	Malkangiri	461	525	525	525	40	212	503	6
Grand Total		31617	35959	32560	25039	17038	29331	31854	1477

District wise allotment of EVMs**BEL EVMs available in the state**

Pre 2006 BUs	Pre 2006 CUs	Post 2006 BUs	Post 2006 CUs
13417	30643	Nil	Nil

BEL EVMs received from Karnataka**I-Pre-2006**

BUs allotted Pre 2006	Bus received Pre 2006	CUs allotted Pre 2006	CUs received Pre 2006
33500	33242	Nil	Nil

II-Post 2006

BUs allotted Post 2006	BUs received Post 2006	CUs allotted Post 2006	CUs received Post 2006
60578	59666	56170	55666

No of Bus Used in Election**106325****No of Cus Used in Election****86309****District Wise No. of BU and CU allotment**

Sl. No	Name of the district	No. of Bus	No. of Cus
1	Angul	3209	2549
2	Balasore	4788	4430
3	Baragarh	3845	2980
4	Bhadrak	3249	2976
5	Bolangir	6824	3364
6	Boudh	1020	995
7	Cuttack	5805	5423
8	Deogarh	2110	717
9	Dhenkanal	2618	2318
10	Gajapati	1410	1250
11	Ganjam	7607	7103
12	Jagatsinghpur	2700	2474
13	Jajpur	4504	4054
14	Jharsuguda	2579	1078
15	Kalahandi	3600	3000
16	Kandhamal	1669	1650
17	Kendrapara	3680	3410
18	Keonjhar	4340	4030
19	Khordha	4838	4662
20	Koraput	2840	2617
21	Malkangiri	1380	1320

22	Mayurbhanj	5810	5378
23	Nabarangpur	2540	2330
24	Nayagarh	2230	2049
25	Nuapada	1550	1489
26	Puri	3600	3449
27	Rayagada	2210	2080
28	Sambalpur	4038	1979
29	Subarnapur	2150	1281
30	Sundargarh	7582	3874
	Total	106325	86309

Annexure-4A

District wise deployment of Polling Personnel, Zonal Magistrate, Micro- Observers and Non-CAPF measures (videography, webcasting and still cameras)									
SI No	Name of the District	No of Polling personnel		No of Sector Officer	No of Micro Observers	No of Magistrates	No of video cameras	No of polling stations where Webcasting done	No of Still Camera
		Presiding Officer	Polling officers						
1	Angul	1286	6707	111	147	59	10	30	24
2	Balangir	1754	9178	150	167	26	38	38	125
3	Balasore	2148	12908	176	397	104	15	11	25
4	Bargarh	1614	8070	170	105	21	41	17	1286
5	Bhadrak	1402	7193	134	36	59	58	2	221
6	Boudh	426	2041	42	31	37	17	4	Nil
7	Cuttack	2376	12530	200	612	53	49	81	400
8	Deogarh	384	1945	36	65	15	60	Nil	25
9	Dhenkanal	1106	5742	107	131	32	64	52	15
10	Gajapati	592	2960	67	69	30	13	2	2
11	Ganjam	3145	16213	345	286	434	51	26	159
12	Jagatsinghpur	1025	5853	102	53	99	20	27	88
13	Jajpur	1649	11877	193	109	42	75	24	208
14	Jharsuguda	545	2575	60	145	24	20	16	Nil
15	Kalahandi	1562	7812	170	49	50	97	13	49

16	Kandhamal	637	4681	94	65	66	45	Nil	160
17	Kendrapara	1687	8436	136	77	57	175	5	300
18	Keonjhar	1988	9974	170	173	87	67	7	194
19	Khurda	2120	11068	132	262	63	Nil	10	300
20	Koraput	1076	6786	138	128	8	11	12	10
21	Malkangiri	596	2980	101	44	16	26	3	20
22	Mayurbhanj	2498	13026	264	212	65	36	1	81
23	Nawarangpur	971	5959	83	62	Nil	69	Nil	69
24	Nuapada	653	3440	83	Nil	10	Nil	Nil	34
25	Nayagarh	933	4787	81	80	14	6	17	49
26	Puri	1870	9440	190	226	80	65	43	28
27	Rayagada	1137	6046	115	10	9	7	Nil	Nil
28	Sambalpur	1017	6150	100	98	40	624	103	Nil
29	Subarnpur	634	3170	70	68	23	28	Nil	575
30	Sundargarh	2086	10430	211	348	35	482	30	53
GRAND TOTAL		40917	219977	4031	4255	1658	2269	574	4500

Rates of ex-gratia compensation

SI No.	Events	Amount of Compensation 2009 (Rs. In Lakh)		Amount of Compensation 2014 (Rs. In Lakh)*	
		Category-A	Category-B	Category-A	Category-B
1.	On death arising out of and in course of election duty, if the death is caused due to any violent act of extremist or antisocial elements in road mines, bomb blast, armed attacks etc.	10.00	5.00	20.00	10.00
2.	On death arising out of and in course of election duty due to any reason other than (1) above.	5.00	2.50	10.00	5.00
3.	On permanent total disability (loss of two limbs, two eyes etc.) caused due to any violent act of extremist or antisocial elements in road mines, bomb blast, armed attacks etc. arising out of and in course of election duty.	10.00	5.00	10.00	5.00
4.	On permanent total disability whether by accident or by any other means arising out of and in course of election duty.	5.00	2.50	5.00	2.50
5.	On permanent partial disability (i.e. loss of one limb, one eye etc.) caused due to any violent act of extremist or antisocial elements in road mines, bomb blast, armed attacks etc. arising out of and in course of election duty.	Maximum 5.00	Maximum 2.50	-	-
6.	On permanent partial disability (i.e. loss of one limb, one eye etc.) whether by accident or by any other means arising out of and in course of election duty.	Maximum 2.50	Maximum 1.25	-	-
7.	Grievous injuries and Multiple fractures caused by accident or by any other means arising out of and in course of election duty leading to temporary and prolonged incapacitation.	Maximum 1.00	Maximum 0.50	Maximum 2.00	Maximum 1.00

Category-A . . . Polling and Counting Personnel, Micro-observers, Sector Officers, Returning Officers, Asst. Returning Officers, Other Supervisory Officers, Magistrates, Police Personnel including Home Guards, Forest Guards, Gram Rakhis, Drivers and Helpers of Government and private vehicles requisitioned for election related duty.

Category-B . . . Central Police Force (CPF)

* Notified vide Extra Ordinary Gazette No. 673 dated 15.04.2014

Procurement of Election Material

Sl. No.	For use by	Type	Date of Order	Quantity	Name of the Firm to Supply
1	RO	54 types of form for use by RO's	16.11.2013 & 31.12.2013	44,16,000	Govt. Press Cuttack
2	RO	1 register and 11 types of handbooks			
3	PO	Booklet for Presiding Officer containing 14 types of form	31.12.2013	50,000	Govt. Press Cuttack
4	PO	8 types of form outside the booklet for use by PO's	31.12.2013		Govt. Press Cuttack
5	PO	40 types of cover including 5 types of cover for Postal Ballot	31.12.2013	66,16,000	Govt. Press Cuttack
6	PO	12 types of signboards	31.12.2013	28,00,000	Govt. Press Cuttack
7	RO	Pink paper seal for both BU's & CU's	30.08.2013	1,90,000	India Security Press, Nasik
8	RO	Outer Strip seals	9.12.2013	2,37,000	India Security Press, Nasik
9	RO	Power packs for EVMs	31.10.2013 & 6.1.2014	95,000	M/s. Bharat Electronics Ltd., Bangalore
10	RO	Indelible Ink	09.12.13	1,00,000	M/S Mysore paints & Varnish Ltd, Karnataka
11	RO	Address Tag for EVMs	20.1.2014	32,36,200	India Security Press, Nasik
12	RO	Special Tag		3,00,000	Govt. Press Cuttack
13	RO	Green Paper Seals	27.01.2014	3,00,000	India Security Press, Nasik
14	DEO	Two number of voter sahayaka pustika		10,000	Govt. Press Cuttack
15	DEO	MCC translated into Odia		3000	Govt. Press Cuttack
16	DEO	Electoral offences and corrupt practices		3000	Govt. Press Cuttack
17.	RO	Election symbol			Ideal cottage Industries, Rajsthan

N.B. All printing, procurement and lifting by DEO's completed on 28th February, 2014

Annexure-5B

Statement Of forms required for conduct of elections

Sl. No.	Name of the Form /Paper	Language	Colour	Proposed to be printed for 2014	Scale of distribution
1	2	3	4	5	6
	<u>For use of Returning Officers</u>				
1	Form -1-Notice of Election	English	60 GSM White	30,000	150/AC
		Odia	60 GSM White	30,000	150/AC
2	Form-2A-Nomination paper for Election to the house of people	English	70 GSM White	2,500	15/AC
		Odia	70 GSM White	2,500	15/AC
3	Form-2B-Nomination paper for Election to the State of Legislative Assembly	English	70 GSM White	12,000	60/AC
		Odia	70 GSM White	12,000	60/AC
4	Format in which the Returning Officer may publish the information relating to Government dues	English	60 GSM White	2,000	10/AC
5	Form or Oath or Affirmation by Candidate (for House of People)	English	70 GSM White	2,000	10/AC
6	Form or Oath or Affirmation by Candidate (for State of Legislative Assembly)	English	70 GSM White	10,000	50/AC
7	Form or Oath or Affirmation by Candidate (for House of People / State of Legislative Assembly)	Odia	70 GSM White	12,000	50/AC
8	Check list of documents for connection with filing of nomination	English	60 GSM White	2,500	15/AC
9	Form -3A - Notice of Nomination	English	60 GSM White	5,000	30/AC
		Odia	60 GSM White	5,000	30/AC
10	Letter to the Candidate by R.O. regarding maintenance of election expenses	English	60 GSM White	3,000	15/AC
11	List of Nominated Candidates	English	60 GSM White	1,000	5/AC
12	Form-4-List of validly nominated candidates	English	60 GSM White	5,000	25/AC
		Odia	60 GSM White	5,000	25/AC
13	Form-5 - Notice of withdrawal of candidature (by candidate)	English - Odia (Bilingual)	60 GSM White	5,000	25/AC

14	Form-6 - Notice of withdrawal of candidature (to be published by RO)	English - Odia (Bilingual)	60 GSM White	5,000	25/AC
----	---	----------------------------------	-----------------	-------	-------

15	Form-7A-List of contesting Candidates	English	60 GSM White	5,000	25/AC
		Odia	60 GSM White	5,000	25/AC
16	Notice to the Candidate regarding penal provisions in the election law	English	60 GSM White	5,000	25/AC
17	Form - 8- Appointment of Election Agent	English - Odia (Bilingual)	60 GSM White	5,000	25/AC
18	Form-9-Revocation of appointment of Election Agent	English - Odia (Bilingual)	60 GSM White	1,500	5/AC
19	Format of Specimen Signature of Candidates and their Election Agents	English	70 GSM White	5,000	25/AC
20	Form-10-Appointment of Polling Agent	English - Odia (Bilingual)	60 GSM White	8,00,000	5000/AC
21	Form-11-Revocation of appointment of Polling Agent	English - Odia (Bilingual)	60 GSM White	1,00,000	500/AC
22	Form-12-Letter of intimation to R.O.(for Postal Ballot)	English - Odia (Bilingual)	60 GSM White	8,00,000	5000/AC
23	Form-12A-Letter of intimation to R.O.(for Election Duty Certificate)	English	60 GSM White	2,000	10/AC
24	Form No.-12B-Election Duty Certificate	English	60 GSM White	2,000	10/AC
25	Form No.-13 A - Declaration by Elector	English - Odia (Bilingual)	60 GSM White	8,00,000	5000/AC
26	Form No.-13 D - Instruction for guidance of Electors	English	60 GSM White	8,00,000	5000/AC
		Odia	60 GSM White	8,00,000	5000/AC
27	Form No.-13 F - Appointment of Proxy by classified service voter to give vote	English	60 GSM White	50,000	300/AC
28	Form No.-13 G -Revocation of appointment of proxy or revocation of appointment of proxy and appointment of substitute of proxy by classified service voter to give vote	English	60 GSM White	10,000	60/AC
29	Register of Postal Ballot paper issued to persons drafted for election duty.(each registers having 130 pages - cover page Blue)	English	60 GSM White	600	3/AC
30	List of classified service voter & their proxy	English	60 GSM White	3,000	15/AC
31	Polling station wise sub-list of classified service voter and their proxy	English	60 GSM White	20,000	100/AC

32	Form No.-18- Appointment of Counting Agent (white)	English - Odia (Bilingual)	60 GSM White	15,000	100/AC
33	Form No.-18- Appointment of Counting Agent (pink)	English - Odia (Bilingual)	60 GSM Pink	15,000	100/AC
34	Form No.-19- Revocation of Appointment of Counting Agent (white)	English - Odia (Bilingual)	60 GSM White	3,000	15/AC
35	Form No.-19- Revocation of Appointment of Counting Agent (Pink)	English - Odia (Bilingual)	60 GSM Pink	3,000	15/AC
36	Form No.-21- Declaration of result of election (for use is General Election when seat is uncontested)	English	60 GSM White	1,000	5/AC
		Odia	60 GSM White	1,000	5/AC
37	Form No.-21 C - Declaration of result of election (for use is General Election when seat is contested)	English	60 GSM White	2,000	10/AC
		Odia	60 GSM White	2,000	10/AC
38	Form No.-22 -Certificate of Election (Green)	English	Green	500	3/AC
39	Form of Acknowledgement	English	60 GSM White	500	3/AC
40	Application for refund of Deposit made by candidate under section 34 of RP Act, 1951 (By legal representative)	English	60 GSM White	2,000	10/AC
41	Application for refund of Deposit made by candidate under section 34 of RP Act, 1951 (By depositor when he is not the representative)	English	60 GSM White	2,000	10/AC
42	Report of Election by the Returning Officer	English	60 GSM White	2,000	10/AC
43	Identity Card for Candidates (Light Pink)	Odia	60 GSM Light Pink	5,000	30/AC
44	Form -26 - Affidavit to be furnished by candidate	English	70 GSM White	12,000	75/AC
		Odia	70 GSM White	12,000	75/AC
45	Form-20 -Final result sheet (to be used for recording result of voting at polling station other than notified polling station (each book to contain 310 rows) Blue Cover	English	60 GSM White	4,000	25/AC
		Odia	60 GSM White	4,000	25/AC
46	Form - 21 E- Return of Election	English	60 GSM White	2,000	12/AC
		Odia	60 GSM White	2,000	12/AC

47	Register of maintenance of day to day Accounts of Election Expenditure by the contesting candidate (Register of day to day accounts as part-A in white pages(90 pages), Cash Register as part-B in pink pages(10 pages), Bank Register as part-C in yellow pages(20 pages) and abstract statement of election expenses [(part-I, part-II, part-III, part-IV (form of affidavit)], Acknowledgement form , schedules 1 to 9 in white pages. Cover of the Register in sky blue pages.	English - Odia (Bilingual)	70 GSM	5,000	30/AC
----	---	----------------------------	--------	-------	-------

<u>For use of EEM Mechanism</u>					
1	Daily Report of Asst. Expenditure Observer-Annexure-6 (In the form of booklet , each book let containing 40 forms)	English	60 GSM White	400	2/AC
2	Cue-Sheet for Video Surveillance Teams - Annexure-7	English	60 GSM White	10,000	65/AC
3	Shadow Observation Register for Maintenance of Day to Day Accounts of Contesting Candidates-Annexure-11 (each register to contain cover page and 30 pages of form in Annexure - 11) in A3 size	English	60 GSM White	5,000	30/AC
4	Register of daily Action Report of RO on call centre information-Annexure-13 (each register to contain cover page and 50 pages of form in Annexure - 13) in A3 size	English	60 GSM White	2,500	80/DEO
5	Details of Advertisement / Paid News in Print / Electronic Media Candidate wise(MCMC) - Annexure-12	English	60 GSM White	5,000	160/DEO
6	Daily Activity Report by Flying Squad on seizure of Cash/Other items related complaints -Annexure-8	English	60 GSM White	10,000	550/DEO
7	Daily Activity Report by Flying Squad on MCC related complaints -Annexure-8 A	English	60 GSM White	18,000	550/DEO
8	Daily Activity Report by Static Surveillance Teams on seizure of Cash/Other items related complaints -Annexure-9	English	60 GSM White	18,000	550/DEO
9	Application for certification of advertisement	English - Odia (Bilingual)	60 GSM White	10,000	300/DEO

Sl. No.	Name of the Form /Paper	Colour	Proposed to be printed for 2014	Scale of distribution
1	2	3	4	5
<u>For use of Presiding Officers</u>				
1	Presiding officer booklet	60 GSM White	50,000	1/PS+80/AC

Index of PO Booklet	Check List - List of polling materials / forms / envelopes / sign boards etc for a polling station where EVM is used Form No.-14 - List of Challenged Votes Form of Declaration by the electors about his age List of voters from whom declaration as to their age has been obtained and list of voters who have refused to make declaration as to their age. Form No.-14 A - List of illiterate, blind & infirm voters Form of declaration by companions of blind or infirm or illiterate voters Letter of complaint to the S. H. O. Police Form No.-17 B - List of tendered votes Notice under rule - 31 (1) (a) & 31 (1) (b) Entry pass of Polling Agent Mock poll certificate Account of Entry Pass Additional Inputs to be given by Presiding Officer to the constituency observer Visit sheet			
2	Declaration by Presiding Officer before commencement of poll	60 GSM White	1,00,000	150/AC
3	Receipt book for deposit of challenged vote fee (Each Book having 10 pages)	60 GSM White	50,000 Books	1/PS+80/AC
4	Form No.-17 A - Register of voters (120 pages per register, each page having 15 serial numbers, cover page green colour)	60 GSM White	50,000 Register	1/PS+80/AC
5	Form No.-17 C - Accounts of vote recorded- for Parliamentary election (white colour)	60 GSM White	5,00,000	13/PS
6	Form No.-17 C - Accounts of vote recorded- for Assembly election (pink colour)	60 GSM Pink	5,00,000	13/PS
7	Voter slip (booklets of 50 slips each) for Parliamentary election (white colour)	60 GSM White	8,00,000 Booklet	40/PS
8	Voter slip (booklets of 50 slips each) for Assembly election (pink colour)	60 GSM Pink	8,00,000 Booklet	40/PS
9	Presiding Officers diary	60 GSM White	1,00,000	2/PS

Annexure-5C

Envelopes required for conduct of election					
Sl. No	Name of the Cover	Language	Colour	Proposed to be printed for 2014	Scale of distribution
1	2	3	4	5	6
1	Big cover containing statutory covers	English	Green / 110 GSM azurlaid	80,000	2/PS
2	Sealed cover containing marked copy of electoral roll	English	Green / 110 GSM azurlaid	56,000	1/PS+100/AC
3	Sealed cover containing Register of voters	English	Green / 110 GSM azurlaid	80,000	2/PS
4	Sealed cover containing voters slips (used) for Parliamentary elections	English	Green / 110 GSM azurlaid	80,000	2/PS
5	Sealed cover containing voters slips (used) for Assembly elections	English	Green / 110 GSM azurlaid	80,000	2/PS
6	Sealed cover containing unused tendered ballot paper	English	Green / 110 GSM azurlaid	80,000	2/PS
7	Sealed cover containing used tendered ballot paper and list of Tendered ballot paper in Form 17B	English	Green / 110 GSM azurlaid	80,000	2/PS
8	Big cover containing non-statutory covers	English	120 GSM yellow	80,000	2/PS
9	Cover containing other copy of electoral roll (other than the marked copy)	English	120 GSM yellow	80,000	2/PS
10	Cover containing appointment letters of polling agent in Form-10	English	120 GSM yellow	80,000	2/PS
11	Cover containing the election duty certificate in Form-12B	English	120 GSM yellow	80,000	2/PS
12	Cover for list of challenged votes in Form 14	English	120 GSM yellow	80,000	2/PS
13	Cover containing list of blind and infirm letters in Form-14A and the declaration of the companions	English	120 GSM yellow	80,000	2/PS
14	Cover containing list of voters from whom declaration as to their age have been obtained Annexure-XI	English	120 GSM yellow	80,000	2/PS
15	Cover containing the receipt book & cash, if any, in respect of challenged votes	English	120 GSM yellow	80,000	2/PS
16	Cover for unused and damaged paper seal	English	120 GSM yellow	80,000	2/PS
17	Cover containing unused voters slip	English	120 GSM yellow	80,000	2/PS

18	Cover containing unused and damaged special tag	English	120 GSM yellow	80,000	2/PS
19	Cover containing unused and damaged strip seals	English	120 GSM yellow	80,000	2/PS
20	Big cover (third packed)	English	130 GSM Brown	80,000	2/PS
21	Cover for Handbook for Presiding Officers	English	130 GSM Brown	80,000	2/PS
22	Cover for manual of instructions for use of EVM	English	130 GSM Brown	80,000	2/PS
23	Cover for indelible ink set	English	130 GSM Brown	80,000	2/PS
24	Cover for stamp pad	English	130 GSM Brown	80,000	2/PS
25	Cover for brass seal of Presiding Officer	English	130 GSM Brown	80,000	2/PS
26	Cover for arrow cross mark rubber stamp for marking tendered ballot papers	English	130 GSM Brown	80,000	2/PS
27	Cover for cup of setting indelible ink	English	130 GSM Brown	80,000	2/PS
28	Cover for other miscellaneous mark	English	130 GSM Blue	80,000	2/PS
29	Cover for accounts of votes recorded and paper seal account in Form 17C (for Lok Sabha)	English	120 GSM White	80,000	2/PS
30	Cover for accounts of votes recorded and paper seal account in Form 17C (for Assembly)	English	120 GSM Pink	80,000	2/PS
31	Cover for Presiding Officers diary	English	Green / 110 GSM azurlaid	80,000	2/PS
32	Cover for declaration by Presiding Officer before and after poll	English	Green / 110 GSM azurlaid	80,000	2/PS
33	Cover for report of Presiding officer	English	Green / 110 GSM azurlaid	80,000	2/PS
34	Cover containing visit sheet	English	Green / 110 GSM azurlaid	80,000	2/PS
35	Cover for any other paper that the Returning Officer has directed to keep in the sealed packed	English	130 GSM Blue	80,000	2/PS
36	Form 13B Cover A postal ballot paper for Parliament election	English	Green / 110 GSM azurlaid	8,00,000	5000/AC
37	Form 13B Cover A postal ballot paper for Assembly election	English	120 GSM Pink	8,00,000	5000/AC
38	Form 13C Cover B (for returning Parliament ballot paper)	English	Green / 110 GSM azurlaid	8,00,000	5000/AC
39	Form 13C Cover B (for returning Assembly ballot paper)	English	120 GSM Pink	8,00,000	5000/AC

40	Cover for postal ballot papers to the voters	English	Green / 110 GSM azurlaid	6,40,000	4000/AC
----	--	---------	--------------------------	----------	---------

Annexure-5D

Statement of signboards for conduct of elections					
Sl. No.	Name of the Signboard	Language	Colour Size	Proposed to be printed for 2014	Scale of distribution
1	2	3	4	5	6
1	PRESIDING OFFICER	English-Odia (Bilingual)	60 GSM White Printing Paper	2,00,000	5/PS
2	POLLING OFFICER	English-Odia (Bilingual)	60GSM White Printing Paper	6,00,000	15/PS
3	ENTRANCE	English-Odia (Bilingual)	60 GSM White Printing Paper	2,00,000	5/PS
4	EXIT	English-Odia (Bilingual)	60 GSM White Printing Paper	2,00,000	5/PS
5	POLLING AGENT	English-Odia (Bilingual)	60GSM White Printing Paper	2,00,000	5/PS
6	PARTY NO. _____	English-Odia (Bilingual)	60 GSM White Printing Paper	2,00,000	5/PS
7	ELECTION DUTY (NOT TO DETAINED ENROUTE)	English-Odia (Bilingual)	60 GSM White Printing Paper	2,00,000	5/PS
8	POLLING COMPARTMENT (LOK SABHA)	English-Odia (Bilingual)	60GSM White Printing Paper	2,00,000	5/PS
9	POLLING COMPARTMENT (VIDHAN SABHA)	English-Odia (Bilingual)	60 GSM White Printing Paper	2,00,000	5/PS
10	WAITING SPACE (GENTS)	English-Odia (Bilingual)	60 GSM White Printing Paper	2,00,000	5/PS
11	WAITING SPACE (LADIES)	English-Odia (Bilingual)	60GSM White Printing Paper	2,00,000	5/PS
12	PROHIBITED AREA	English-Odia (Bilingual)	60 GSM White Printing Paper	2,00,000	5/PS
			TOTAL	28,00,000	

Annexure-6A

District wise deployment of Vehicles																
Sl. No.	District	10 Wheeler Truck	Standard Truck	Mini Truck	TATA ACE/ Force/ etc. (upto 2000Kg)	Bus above 31 seater	Bus 21 to 30 seater	Bus upto 20 seater	Non AC car/ jeeps	AC car/ jeeps	Auro Rickshaw	Tractor with Trailer	Motor Cycle	Launch 40-80 HP	Launch less than 40 HP & Country Boat	Total
1	Angul		228	297		65	224	27	797	29						1665
2	Balasore		542	318		65	12		1058	200						2193
3	Bargarh	2	413	269		36	24	17	881	60						1700
4	Bhadrak		186	306		24	60	2	825	42						1445
5	Bolangir		401	380		90			861			14				1745
6	Boudh	3	77	128	24	26	21		228	8						513
7	Cuttack	2	411	420	929	158			626	24						2568
8	Deogarh		50	107		12	74		218	3						462
9	Dhenkanal	9	8	12		11	3		182	32						255
10	Gajapati		216	212		29	47		432		50					984
11	Ganjam	2	1074	512	26	54	75	77	1385	65						3267
12	Jagatsinghpur	6	443	198	99	65	2	12	867	6	2			3		1701
13	Jajpur		452	452	131		0		905	50		2			3	1992
14	Jharsuguda		203	90		59	0		522	8						881
15	Kalahandi	2	383	281	2	30	0		681	12		3			2	1394
16	Kandhamal	2	63	150	24	60	78	42	683	81	2					1184
17	Kendrapara		462	275		30	50		891				23		26	1755
18	Keonjhar	14	708	348	2	45	32	27	1091	150	11	2				2427
19	Khurda		297	498	30	96	159	119	918	90						2207
20	Koraput	3	321	347	182	17	17	5	836	69	3		71			1868
21	Malkangiri		93	125		23	15		149			14	300			717
22	Mayurbhanj	54	750	306	515	56	9	17	1305	53						3063
23	Nabarangpur		240	333	5	21	5	5	302	21						930
24	Nayagarh	9	234	167	72	32	41	3	392	48		5				1001
25	Nuapada		258	80			17		305							659
26	Puri		257	336	339	75	71	8	638	119		3			8	1851
27	Rayagada		192	170		29			548				60			998
28	Sambalpur	2	273	171	24	59	54	5	519	108					2	1215
29	Subarnapur		65	183		17	14	21	491	5						794
30	Sundargarh		590	345		153	57	8	960	35						2147
	Total	107	9884	7809	2400	1430	1155	390	20487	1313	66	41	453	3	39	45575

SI No.	Type of Vehicle	Rate approved per day for Election, 2009 (figure in Rs.)	Rate approved per day for Election, 2014 (figure in Rs.)*
1	10 wheeler truck (GVW 25,000 Kg.)	1,700.00	2,150.00
2	Standard truck	1,200.00	1,750.00
3	Mini truck (up to 7,500 Kg.)	700.00	1,050.00
4	TATA-ACE/Force/Mahindra Minidor (up to 2,000 Kg.)	400.00	700.00
5	Bus (above 31seater)	1,800.00	2,500.00
6	Bus (21 to 30 seater)	1,150.00	1,700.00
7	Bus (up to 20 seater)	750.00	1,250.00
8	Jeep/Car/Station Wagan/Trekker		
	Non-Air conditioned (Indica/ Ambassador/ Bolero/ Marshal/ Jeep/Trekker)	600.00	750.00
	Air Conditioned (Indica, Ambassador/Bolero)	750.00	950.00

Annexure-6B

Rates of compensation for different types of privately owned vehicles requisitioned for election work

	Air Conditioned (Toyota Qualis/Innova/Tavera/Tata Safari/Scorpio)	900.00	1,150.00
9	Autorickshaw	300.00	400.00
10	Tractor with Trailer	450.00	600.00
11	Motorcycle	150.00	200.00
12	Launch (40 to 80 HP)	450.00	-
13	Launch (40 HP & Country Boat)	350.00	-

**Notified vide Extra Ordinary Gazette No. 468 dated 04.03.2014 and No. 652 dated 06.04.2014.*

**Assembly Constituency wise number of nominations, withdrawal & contesting
candidates (Phase-I Elections)**

SI No.	No. & Name of the Assembly Constituency	No. of Polling Stations	Total No Of Nominated Candidates	Total No of Validly Nominated Candidates	Total No of Withdrawal	Total No. of contesting Candidates
1	1- PADAMPUR	298	12	11	2	9
2	2- BIJEPUR	270	11	11	0	11
3	3- BARGARH	233	10	8	1	7
4	4- ATTABIRA (SC)	256	8	8	0	8
5	5- BHATLI	287	12	12	0	12
6	6- BRAJARAJNAGAR	241	15	11	1	10
7	7- JHARSUGUDA	242	10	9	0	9
8	8- TALSARA (ST)	254	8	7	0	7
9	9- SUNDARGARH (ST)	274	11	9	0	9
10	13- RAJGANGAPUR (ST)	252	15	15	0	15
11	10- BIRAMITRAPUR (ST)	288	20	18	4	14
12	11- RAGHUNATHPALI (SC)	186	12	10	0	10
13	12- ROURKELA	185	13	12	0	12
14	14- BONAI (ST)	299	13	10	0	10
15	15- KUCHINDA (ST)	250	8	7	0	7
16	16- RENGALI (SC)	225	15	14	5	9
17	17- SAMBALPUR	164	12	11	0	11
18	18- RAIKAKHOL	238	13	12	0	12
19	19- DEOGARH	321	12	11	2	9
20	62- CHHENDIPADA (SC)	227	11	9	0	9
21	63- ATHAMALLIK	244	12	12	1	11
22	64-BIRMAHARAJPUR (SC)	261	10	7	0	7
23	65- SONEPUR	314	8	7	0	7
24	66- LOISINGHA (SC)	283	15	14	3	11
25	68- BOLANGIR	267	8	8	0	8
26	67- PATNAGARH	326	15	7	0	7
27	69- TITLAGARH	305	12	12	0	12
28	70- KANTABANJI	331	19	19	3	16
29	71- NUAPADA	292	11	11	1	10
30	72- KHARIAR	298	12	12	0	12
31	73- UMERKOTE (ST)	214	8	7	0	7
32	74- JHARIGAM (ST)	256	5	5	0	5
33	75- NABARANGPUR (ST)	269	9	9	0	9
34	76- DABUGAM (ST)	232	8	8	0	8

35	77- LANJIGARH (ST)	283	14	13	1	12
36	80- BHAWANIPATNA (SC)	246	18	17	0	17
37	81- NARLA	253	24	23	3	20
38	78- JUNAGARH	254	16	14	0	14
39	79- DHARMGARH	266	12	12	1	11
40	82- BALIGUDA (ST)	176	9	8	0	8
41	83- G- UDAYAGIRI (ST)	242	10	6	0	6
42	84- PHULBANI (ST)	219	12	12	3	9
43	85- KANTAMAL	205	13	11	0	11
44	86- BOUDH	186	12	11	0	11
45	121- DASPALLA (SC)	221	12	7	1	6
46	123- BHANJANAGAR	248	7	6	1	5
47	128- ASKA	194	8	6	0	6
48	129- SURADA	236	10	7	1	6
49	124- POLASARA	248	12	12	1	11
50	125- KABISURYANAGAR	230	6	6	0	6
51	126- KHALIKOTE (SC)	220	9	6	0	6
52	127- CHHATRAPUR (SC)	228	7	7	0	7
53	131- HINJILI	210	9	8	0	8
54	130- SANAKHEMUNDI	241	8	7	1	6
55	132- GOPALPUR	185	9	9	0	9
56	133- BERHAMPUR	152	14	13	0	13
57	134- DIGAPAHANDI	230	8	7	0	7
58	135- CHIKITI	234	10	10	1	9
59	136- MOHANA (ST)	273	9	9	0	9
60	137- PARLAKHEMUNDI	264	11	11	0	11
61	138- GUNUPUR (ST)	273	11	11	0	11
62	139- BISSAM CUTTACK (ST)	277	8	8	0	8
63	140- RAYAGADA (ST)	290	10	8	2	6
64	141- LAKSHMIPUR (ST)	215	12	11	0	11
65	144- KORAPUT (SC)	196	15	15	0	15
66	145- POTTANGI (ST)	227	10	9	1	8
67	142- KOTPAD (ST)	213	9	9	2	7
68	143- JEYPORE	225	13	11	1	10
69	146- MALKANGIRI (ST)	289	10	10	0	10
70	147- CHITRAKONDA (ST)	236	13	13	0	13
TOTAL		17267	793	716	43	673

**Assembly Constituency wise number of nominations, withdrawal & contesting
candidates (Phase-II Elections)**

SI No.	No. & Name of the Assembly Constituency	No. of Polling Stations	Total No Of Nominated Candidates	Total No Of Validly Nominated Candidates	Total No of Withdrawal	Total No. of contesting Candidates
1	20- TELKOI (ST)	304	11	11	1	10
2	21- GHASIPURA	289	10	8	0	8
3	22- ANANDAPUR (SC)	274	7	6	1	5
4	23- PATNA (ST)	270	10	10	0	10
5	24- KEONJHAR (ST)	270	10	9	2	7
6	25- CHAMPUA	249	14	11	0	11
7	30- KARANJIA (ST)	217	12	12	0	12
8	26- JASHIPUR (ST)	279	14	14	0	14
9	27- SARASKANA (ST)	254	13	13	0	13
10	28- RAIRANGPUR (ST)	274	17	17	0	17
11	29- BANGRIPOSI (ST)	238	13	10	0	10
12	31- UDALA (ST)	229	9	9	0	9
13	33- BARIPADA (ST)	232	14	13	1	12
14	34- MORADA	265	25	24	0	24
15	32- BADASAH (SC)	228	15	14	2	12
16	35- JALESWAR	237	11	11	0	11
17	36- BHOGRAI	233	6	6	0	6
18	37- BASTA	232	8	8	0	8
19	38- BALASORE	199	17	17	3	14
20	39- REMUNA (SC)	219	10	8	0	8
21	40- NILGIRI	205	10	9	0	9
22	41- SORO (SC)	210	7	6	0	6
23	42- SIMULIA	255	8	8	0	8
24	43- BHANDARIPOKHARI	245	13	12	0	12
25	44- BHADRAK	247	11	11	0	11
26	45- BASUDEVPUR	255	8	8	0	8
27	46- DHAMNAGAR (SC)	239	7	7	0	7
28	47- CHANDABALI	251	11	11	2	9
29	48- BINJHARPUR (SC)	237	7	6	0	6
30	49- BARI	236	10	8	0	8
31	50- BARACHANA	212	9	9	0	9
32	51- DHARMASALA	263	9	8	0	8
33	52- JAJPUR	263	10	8	0	8
34	53- KOREI	214	10	10	0	10

35	54- SUKINDA	224	14	14	1	13
36	55- DHENKANAL	261	14	12	1	11
37	56- HINDOL (SC)	244	8	8	0	8
38	57- KAMAKHYANAGAR	214	10	10	2	8
39	58- PARJANGA	208	9	9	0	9
40	59- PALLAHARA	236	16	16	2	14
41	60- TALCHER	199	15	13	2	11
42	61- ANGUL	248	9	9	0	9
43	87- BARAMBA	301	14	13	2	11
44	88- BANKI	227	11	11	0	11
45	89- ATHAGARH	258	6	6	1	5
46	90- BARABATI- CUTTACK	189	11	9	0	9
47	91- CHOUDWAR- CUTTACK	199	9	9	1	8
48	93- CUTTACK SADAR (SC)	211	10	10	0	10
49	120- KHANDAPADA	191	8	8	0	8
50	94- SALIPUR	244	10	9	0	9
51	95- MAHANGA	285	11	10	0	10
52	96- PATKURA	307	11	11	1	10
53	97- KENDRAPARA (SC)	241	11	8	0	8
54	98- AUL	315	9	9	0	9
55	99- RAJANAGAR	275	5	5	0	5
56	100- MAHAKALAPADA	268	11	11	1	10
57	92- NIALI (SC)	257	8	7	1	6
58	101- PARADEEP	231	11	11	2	9
59	102- TIRTOL (SC)	258	9	9	2	7
60	103- BALIKUDA- ERASAMA	302	10	9	0	9
61	104- JAGATSINGHPUR	234	10	10	1	9
62	105- KAKATPUR (SC)	273	10	8	2	6
63	106- NIMAPARA	271	8	8	0	8
64	107- PURI	225	9	9	0	9
65	108- BRAHMAGIRI	260	7	7	0	7
66	109- SATYABADI	247	7	7	0	7
67	110- PIPILI	262	7	7	1	6
68	118- CHILIKA	235	8	8	0	8
69	119- RANPUR	216	11	11	0	11
70	122- NAYAGARH	221	10	9	0	9
71	111- JAYADEV (SC)	215	10	9	1	8
72	112- BHUBANESWAR CENTRAL (MADHYA)	182	16	15	0	15
73	113- BHUBANESWAR	214	15	13	0	13

	NORTH (UTTAR)					
74	114- EKAMRA- BHUBANESWAR	201	22	20	0	20
75	115- JATANI	240	10	9	1	8
76	116- BEGUNIA	231	13	13	0	13
77	117- KHURDA	248	13	13	0	13
Total		18692	832	784	37	747

List of Polling Stations where fresh/ adjourned polls were held

Re-Poll for 1st Phase Election					
Sl. No.	No. and Name of PC	No. and Name of Assembly Segment	Polling Stations No. and Name	Reasons	
1	1-Bargarh	2-Bijepur	27-Kumbhari	Non-clearance of mock poll result.	
2		7-Jharsuguda	50-Dipupada-1	-do-	
3	3-Sambalpur	63-Athamallik	87-Ashrubahala	Mechanical fault in EVMs	
4	13-Kandhamal	123-Bhanjanagar	248-Kumpapada-2	Mechanical fault in EVMs	
5		121-Daspalla(SC)	148-Khalmada	-do-	
6	21-Koraput(ST)	145-Pottangi(ST)	83-Madkar	Snatching away of EVMs by the miscreants.	
7	12-Nabarangpur(ST)	142-Kotpad(ST)	192-Pujariput	Snatching away of EVMs by the miscreants.	
8			147-Chitrakonda(ST)	1-Kamarpalli	The EVMs and other polling materials were snatched away and burnt by the antisocial.
9				2-Mundaguda	
10				3-Mahupadar-I	
11				4-Mahupadar-II	
12				18-Kansariput	
13				19-Sargiguda	
14				217-Jodambo-II	
15				218-Jodambo-I	
16				220-Andrapalli	
17				221-Jantri	
18				222-Sanyasiguda	
19				223-Handikhal	
20				224-Panasput	
21				225-Singoi	
22	226-Gurasethu				

Re-Poll for 2nd Phase Election				
Sl. No.	No. and Name of PC	No. and Name of Assembly Segment	Polling Stations No. and Name	Reasons
1	4-Keonjhar(ST)	20- Telkoi (ST)	292-Bhagamunda-2	Presiding Officer vitiated the election process by conducting regular voting without clearing the mock poll result.
2		21- Ghasipura	245-Dantia Sevashram	While the poll was going on, polling agent has ventured to enter into the polling

				compartment frequently and assisting the voters to cast votes.
3.	15-Kendrapara	98- Aul	185- Jenabali Wibard Primary School.	The poll was vitiated due to undue interference by the polling agent in the voting compartment, thereby depriving voters to cast vote in free and fair manner.
4.	16-Jagatsingh-pur(SC)	92-Niali(SC)	140-Sagadeilo 149-Suanlo 168-Pokharigaon 178-Mahangapada 179-Mahangapada 188-Kulabanasahi	Booth capturing took place as some miscreants snatched away the CU of both Lok Sabha and Vidhan Sabha leading to stoppage of poll.

List of Polling Stations where there was poll boycott

A. First phase Election-2014					
SI no.	District	Name of the PC	Name of the AC	No.&Name of the Polling Stations	Reasons
1	Bolangir	10-Bolangir	66-Loisingha	45-Project UP School,Gondpali	
			69-Titilagarh	19-Ekagudi Govt. Primary School	
				20-Saledamak Govt. Primary School	
				39-alabahal Govt. Primary School	
67-Patnagarh	172-Primary School, Dhatuk				
2	Koraput		145-Potangi	170-Primary School, Darangaba	
			142-Kotpad	111-Primary School,Bandiguda	
3	Kandhamal	12-Kandhamal	82-Baliguda	116-Barengili UPS	
				117-Bhandrangi UPS	
				129-Lankagada UPS	
			83-G.Udayagiri	135-Pdunbadi UPS	
				136-Didrabadi Pry. School	
4	Nabarangpur	12-Nabarangpur	74-Jharigam	151-Ichhapur UP School	
				152-Ichhapur UP School	
			75-Nabarangpur	78-Sirisi Sevasharam	
5	Deogarh		19-Deogarh	16-Dengurjore Pry. School	
B. After re-poll for First phase Election-2014					
1	Malkangiri	12-Nabarangpur	147-Chittrakonda	1-TRW High School, Mahupadar,Kamarpalli	
				220-Andrapalli Primary School	
				221-Jantri Pry. School	
				222-Sanyasiguda Pry. School	
				223-Handikhal primary School	
				224-Panasput Primary School	
				225-Singoi Pry. School	
				226-Gurasethu Pry. School	
C. Second phase Election-2014					
1	Khurda	18-Bhubaneswar	113-Bhubaneswar North	37-Barimunda Nodal U.P.School	

2	Keonjhar	4-Keonjhar	23-Patna	24-Asuki Pry. School	
			20-Telkoi	174-Tanalahata Pry. School	

Annexure-10

List of Counting Centres/Strong Room Location

	Particulars of building	No. & Name of the Assembly Segment	District in which centre falls
	1	2	3
1	Anchal Mahavidyalaya Building, Padmapur	1- PADAMPUR	Baragarh
		2- BIJEPUR	Baragarh
2	Panchayat College, Bargarh	3- BARGARH	Baragarh
		4- ATTABIRA (SC)	Baragarh
		5- BHATLI	Baragarh
3	Jharsuguda Engineering College, Jharsuguda	6- BRAJARAJNAGAR	Jharsuguda
		7- JHARSUGUDA	Jharsuguda
4	Govt. Women's College, Sundargarh	8- TALSARA (ST)	Sundargarh
		9- SUNDARGARH (ST)	Sundargarh
5	Govt. High School Uditnagar, Rourkela	10- BIRAMITRAPUR (ST)	Sundargarh
		11- RAGHUNATHPALI (SC)	Sundargarh
		12- ROURKELA	Sundargarh
6	Civic Centre, Sundargarh	13- RAJGANGAPUR (ST)	Sundargarh
7	Raja Dharanidhar High School, Bonai	14- BONAI (ST)	Sundargarh
8	Kuchinda College, Kuchinda	15- KUCHINDA (ST)	Sambalpur
9	Govt. Women's College, Sambalpur	16- RENGALI (SC)	Sambalpur
		17- SAMBALPUR	Sambalpur
10	Bhima Bhoi College, Raikhol	18- RAIRAKHOL	Sambalpur
11	Govt Girls High School, Deogarh	19- DEOGARH	Deogarh
12	Room No.108, Govt . College, Angul	62- CHHENDIPADA (SC)	Angul
13	Mahendra High School Athamallik	63- ATHAMALLIK	Angul
14	Odisha School of Mining Engineering , Keonjhar	20- TELKOI (ST)	Keonjhar
		24- KEONJHAR (ST)	Keonjhar
15	Kanaka Manjari Womens' College, Salapada	21- GHASIPURA	Keonjhar
		22- ANANDAPUR (SC)	Keonjhar
16	Chandra.Sekhar College, Champua	23- PATNA (ST)	Keonjhar
		25- CHAMPUA	Keonjhar
17	Karanjia High School',Karanjia	30- KARANJIA (ST)	Mayurbhanj
		26- JASHIPUR (ST)	Mayurbhanj
18	Conference Hall, Sub-Collector Office, Bamanghaty, Rairangpur	27- SARASKANA (ST)	Mayurbhanj
19	Tahasil Office, Main Building, Rairangpur	28- RAIRANGPUR (ST)	Mayurbhanj
20	Indoor Stadium Baripada	34- MORADA	Mayurbhanj
		29- BANGRIPOSI (ST)	Mayurbhanj
21	Udala College, Udala	31- UDALA (ST)	Mayurbhanj
22	U.G.C Indoor Stadium, Baripada College, Hall No.- 1	33- BARIPADA (ST)	Mayurbhanj
		32- BADASAHI (SC)	Mayurbhanj
23	Commerce Block attached to Fakir Mohan Autonomous College, Balasore	35- JALESWAR	Balasore
		36- BHOGRAI	Balasore

		37- BASTA	Balasore
		38- BALASORE	Balasore
		39- REMUNA (SC)	Balasore
		41- SORO (SC)	Balasore
		42- SIMULIA	Balasore
24	Sub Collector's Office, Nilgiri, Hall No.-1	40- NILGIRI	Balasore
25	Bhadrak Autonomous College, Bhadrak	43- BHANDARIPOKHARI	Bhadrak
		44- BHADRAK	Bhadrak
		45- BASUDEVPUR	Bhadrak
		46- DHAMNAGAR (SC)	Bhadrak
		47- CHANDABALI	Bhadrak
26	N.C.(Autonomous) College, Jajpur	48- BINJHARPUR (SC)	Jajpur
		49- BARI	Jajpur
		50- BARACHANA	Jajpur
		51- DHARMASALA	Jajpur
		52- JAJPUR	Jajpur
		53- KOREI	Jajpur
		54- SUKINDA	Jajpur
27	First Floor of Dhenkanal Keonjhar Major Settlement Office (Eastern side) Dhenkanal	55- DHENKANAL	Dhenkanal
28	Hindol High School, Hindol	56- HINDOL (SC)	Dhenkanal
29	Kamakhyanager College, Kamakhyanager	57- KAMAKHYANAGAR	Dhenkanal
		58- PARJANGA	Dhenkanal
30	Sarat Chandra Club Pallahara	59- PALLAHARA	Angul
31	Deulabed Coliery Institute, Talcher	60- TALCHER	Angul
32	Girls' Common Room of Govt. College, Angul	61- ANGUL	Angul
33	Upstair Hall of Office of Sub Collector, Birmaharajpur	64-BIRMAHARAJPUR (SC)	Subarnapur
34	Sonepur College, Sonepur	65- SONEPUR	Subarnapur
35	ITI, Balangir	66- LOISINGHA (SC)	Bolangir
		68- BOLANGIR	Bolangir
36	Jawaharlal College, Patnagarh	67- PATNAGARH	Bolangir
37	Dav College, Titilagarh	69- TITLAGARH	Bolangir
		70- KANTABANJI	Bolangir
38	Collectorate, Nuapada	71- NUAPADA	Nuapada
		72-KHARIAR	Nuapada
39	Government Autonomous College, Bhawanipatna	77- LANJIGARH (ST)	Kalahandi
		80- BHAWANIPATNA (SC)	Kalahandi
		81- NARLA	Kalahandi
40	Panchayat College Dharmagarh	78- JUNAGARH	Kalahandi
		79- DHARMGARH	Kalahandi
41	Women's College Nabarangpur	73- UMERKOTE (ST)	Nabarangpur
		74- JHARIGAM (ST)	Nabarangpur
		75- NABARANGPUR (ST)	Nabarangpur
		76- DABUGAM (ST)	Nabarangpur

42	Govt. Boys' High School, Malkangiri	146- MALKANGIRI (ST)	Malkangiri
		147- CHITRAKONDA (ST)	Malkangiri
43	Sub Collector Office Balliguda	82- BALIGUDA (ST)	Kandhamal
		83- G- UDAYAGIRI (ST)	Kandhamal
44	District Culture Building, Phulbani	84- PHULBANI (ST)	Kandhamal
45	J.D. High School, Boudh	85- KANTAMAL	Boudh
		86- BOUDH	Boudh
46	Nayagarh Autonomous College	119- RANPUR	Nayagarh
		122- NAYAGARH	Nayagarh
		120- KHANDAPADA	Nayagarh
		121- DASPALLA (SC)	Nayagarh
47	New Kalayan Mandap near NAC office, Athagarh	87- BARAMBA	Cuttack
		89- ATHAGARH	Cuttack
48	Banki Autonomous College	88- BANKI	Cuttack
49	Kendriya Vidyalaya,CAD, Sector-1,Cuttack	90- BARABATI-CUTTACK	Cuttack
		91- CHOUDWAR-CUTTACK	Cuttack
50	Bubhanananda Orissa School of Engineering, Jobra,Cuttack	93- CUTTACK SADAR (SC)	Cuttack
		94- SALIPUR	Cuttack
		95- MAHANGA	Cuttack
		92- NIALI (SC)	Cuttack
51	Kendrapada Autonomous College	96- PATKURA	Kendrapara
		97- KENDRAPARA (SC)	Kendrapara
		98- AUL	Kendrapara
		99- RAJANAGAR	Kendrapara
		100- MAHAKALAPADA	Kendrapara
52	S.V.M College, Jagatsinghpur	101- PARADEEP	Jagatsinghpur
		102- TIRTOL (SC)	Jagatsinghpur
		103- BALIKUDA-ERASAMA	Jagatsinghpur
		104- JAGATSINGHPUR	Jagatsinghpur
53	SCS (A) College, Puri	105- KAKATPUR (SC)	Puri
		106- NIMAPARA	Puri
		107- PURI	Puri
		108- BRAHMAGIRI	Puri
		109- SATYABADI	Puri
		110- PIPILI	Puri
54	B.J.B, College,Bhubaneswar	111- JAYADEV (SC)	Khordha
		112- BHUBANESWAR CENTRAL (MADHYA)	Khordha
		113- BHUBANESWAR NORTH (UTTAR)	Khordha
		114- EKAMRA-BHUBANESWAR	Khordha
		115- JATANI	Khordha
55	B.J.B High School, Khurda	116- BEGUNIA	Khordha
		118- CHILIKA	Khordha
		117- KHURDA	Khordha

56	Onslow Institution (High School) Chatrapur	124- POLASARA	Ganjam
		125- KABISURYANAGAR	Ganjam
		126- KHALIKOTE (SC)	Ganjam
		131- HINJILI	Ganjam
		127- CHHATRAPUR (SC)	Ganjam
57	KSUB College, Bhanjanagar	123- BHANJANAGAR	Ganjam
		128- ASKA	Ganjam
		129- SURADA	Ganjam
58	Industrial Training Institute Berhampur	130- SANAKHEMUNDI	Ganjam
		134- DIGAPAHANDI	Ganjam
59	Govt Women's Polytechnic , Berhampur	132- GOPALPUR	Ganjam
		133- BERHAMPUR	Ganjam
		135- CHIKITI	Ganjam
60	Auditorium Hall of M.R. Boys' High School, Paralakhemundi	136- MOHANA (ST)	Gajapati
		137- PARALAKHEMUNDI	Gajapati
61	Office of the Sub Collector Gunupur	138- GUNUPUR (ST)	Rayagada
		139- BISSAM CUTTACK (ST)	Rayagada
62	GCD High School , Rayagada	140- RAYAGADA (ST)	Rayagada
63	Govt Women's College, Koraput	141- LAXMIPUR (ST)	Koraput
		144- KORAPUT (SC)	Koraput
		145- POTTANGI (ST)	Koraput
64	Vikram Dev (Autonomous) College, Jeypore	143- JEYPORE	Koraput
		142- KOTPAD (ST)	Koraput

Annexure-11A

Certification made by the State Level Media Certification & Monitoring Committee

SI No	Name of the Political Party	No. of applications filed for certification	No. of applications certified.
01	Indian National Congress	05	03
02	Bharatiya Janata Party	18	13
03	Communist Party of India	01	NIL
04	Communist Party of India (Marxist)	02	01
05	Biju Janata Dal	15	09
06	Aam Admi Party	02	01
07	Aama Odisha party	04	03
08	Samrudha Odisha	01	NIL
	TOTAL	48	30

Annexure-11B

Abstract of complaint received in complaint monitoring cell in the office of Chief Electoral Officer, Odisha

SL NO	NAME OF THE DISTRICT	TOTAL NO OF COMPLAINT RECEIVED						
		VIOLATION OF MODEL CODE OF CONDUCT	LAW & ORDER	ELECTION EXPENDITURE MONITORING	LIQUOR MONITORING	REVISION	OTHERS	GRAND TOTAL
1.	Angul	32	3	10	4	-	1	50
2	Bolangir	7	-	1	-	-	2	10
3	Balasore	48	2	5	4	1	1	61
4	Baragarh	6	1	2	3	-	-	12
5	Bhadrak	8	2	1	1	-	2	14
6	Boudh	4	-	1	-	-	-	5
7	Cuttack	74	6	30	3	1	6	120
8	Deogarh	1	-	1	-	1	-	3
9	Dhenkanal	11	1	4	-	1	-	17
10	Gajapati	1	-	-	1	-	-	2
11	Ganjam	25	4	5	1	2	2	39
12	Jagatsinghpur	35	2	6	6	1	-	50
13	Jajpur	33	4	18	8	-	1	64
14	Jharsuguda	34	12	8	4	-	2	60
15	Kalahandi	6	-	-	-	-	-	6
16	Kandhamal	1	-	-	-	-	-	1
17	Kendrapara	30	3	6	4	-	-	43
18	Keonjhar	19	16	32	6	1	3	77
19	Khordha	45	5	10	1	1	5	67
20	Koraput	2	1	1	-	-	-	4
21	Malkangiri	3	-	-	-	-	-	3
22	Mayurbhanj	23	2	6	3	-	1	35
23	Nayagarh	19	-	1	-	-	-	20
24	Nabarangpur	13	-	5	-	-	-	18

25	Nuapada	1	-	2	1	-	-	4
26	Puri	54	5	11	5	2	2	79
27	Rayagada	8	-	-	-	-	2	10
28	Sambalpur	13	-	4	-	1	1	19
29	Sonepur	18	-	8	1	-	-	27
30	Sundargarh	13	-	3	1	1	1	19
TOTAL		587	69	181	57	13	32	939

Annexure-11C

Seizures made by Flying Squads/ Static Surveillance

SI . No.	Items	Quantity
1	Cash seized	Rs.4,69,83,546/-
02	Liquor seized	IDL 9704.350 ltrs. & 2955.555 ltrs FL
03	Approximate value of liquor seized	Rs. 9,97,490.00
05	Total seizure of Drugs & Narcotics	(i) Ganja: Q.371.860 (Rs. 9.50 lakh)

Annexure-11D

Seizures made by Excise Commissioner

SI . No.	Items	Quantity
01	Raids made	6579
02	Complaints filed	2298
03	Arrests made	1860
04	Seizures of all types of liquors	40,004 liters
05	Approximate value of liquors seized	Rs. 40,004,00.00
06	Total seizure of Drugs & Narcotics	(i) Ganja: 94 Kgs(Rs.5.37 Lakh) (ii) Brown sugar: 52 gms (Rs.5.20 lakh) (iii) Cough Syrup: 14 lts (Rs.7000.00)

Annexure-11E

Suspected /Confirmed Paid News

Sl. No.	Name of the candidate and party affiliation to whom notice issued in paid news case	Title of the news items	Name of Newspaper / broadcast media and date of publication and Page No. of the Newspaper / Timing of programme, where item appears.	Cost of said news item as per DIPR/ DAVP rates that was accounted.
1	Sri Krushna Chandra Patra, BJP Candidate of 55 Dhenkanal Assembly Constituency	Broadcasting in Suvom Cables (local TV channel) in favour of candidate.	Suvom cables (local TV channel), dt.08.04.2014, Time-6.05 p.m. to 6.45 p.m. (40 minutes)	Rs.22,000/- (Rupees Twenty two thousand) only.
2	Sri Saroj Kumar Samal, BJD candidate of 55 Dhenkanal Assembly Constituency	Broadcasting in Suvom Cables (local TV channel) in favour of candidate.	Suvom cables (local TV channel) dt.07.04.2014, Time-6.05 p.m. to 6.51 p.m. (46 minutes)	Rs.25,000/- (Rupees Twenty five thousand) only.
3	Sri Tathagat Satapathy, BJD candidate of 09 Dhenkanal Parliamentary Constituency	"BJD nominee well placed in Dhenkanal"	"Orissa Post" Newspaper published on dt.14.04.2014 (page No.7)	Rs.2,808/- (Rupees Two thousand eight hundred eighty) only
4	Sri Amiyakanta Mallik, BJP candidate, 8-Jajpur (SC) Parliamentary Constituency.	Possible of change in Dasarath Block	"The Pragativadi" Newspaper dt.30.03.2014 (page-6)	Not established.
5	Sri Amiyakanta Mallik, BJP candidate, 8-Jajpur (SC) Parliamentary Constituency	In personality Amiya ahead in Jajpur P.C	"The Sanchar" Newspaper dt.31.03.2014 (page-5)	Not established.
6	Sri Sarat Rout, INC, 54 Sukinda Assembly Constituency	The Chariot of Congress ahead in Sukinda	"The Manthan" Newspaper dt.08.04.2014 (page-1)	Rs.1120/- (Rupees one thousand one hundred twenty) only.
7	Sri Janmejaya Lenka, INC, 50-Badachana Assembly Constituency	Badachana, Congress candidate leads in campaigning	"The Sahanamela" Newspaper dt.14.04.2014 (page-5)	Rs.756/- (Rupees seven hundred fifty six) only
8	Sri Pranab Prakash Das, BJD, 52-Jajpur Assembly Constituency	Jajpur: BJD ahead in Election campaign	"The Sanchar" Newspaper dt.15.04.2014 (page-10)	Rs.1189/- (Rupees one thousand one hundred eighty-nine) only.
9	Minati Mallick, Independent, 82-Baliguda (ST) Assembly Constituency	Mahilanka samman mora prathama karya heba-Minati	"Anupam Bharat" Newspaper (Berhampur) dt.28.03.2014 (page-4)	Rs.4,449.12 (Rupees four thousand four hundred forty nine and paise twelve) only.
10	Minati Mallick, Independent, 82-Baliguda (ST) Assembly Constituency	Baligudara prathama mahila parthi – Minati	"Samaya" Newspaper (Bhubaneswar) dt.29.03.2014 (page-11)	Rs.2,918.91 (Rupees two thousand nine hundred eighteen and paise ninety-one) only.
11	Minati Mallick, Independent, 82-Baliguda (ST) Assembly Constituency	Baligudara bidhansabha nirbachana re prathama mahila parthi	"Sanchar" Newspaper (Bhubaneswar) dt.29.03.2014 (page-07)	Rs.288/- (Rupees Two hundred eighty-eight)only
12	Minati Mallick, Independent, 82-Baliguda (ST) Assembly Constituency	Baliguda Bidhansabha kshetra prathama mahila parthi	"Pragativadi" News paper (Bhubaneswar) dt.29.03.2014 (page-6)	Rs.4,555.26 (Rupees Four thousand five hundred fifty-five and paise twenty six) only.
13	Minati Mallick, Independent, 82-Baliguda (ST) Assembly Constituency	Baligudara nirbachana re prathama mahila parthi	"Janavani" Newspaper (Bhubaneswar) dt.29.03.2014 (page-04)	Rs.780/- (Rupees Seven hundred eighty) only
14	Minati Mallick, Independent, 82-Baliguda (ST) Assembly Constituency	Prathamathara pain jane mahila parthi	"The Samaj" Newspaper (Berhampur) dt.30.03.2014 (page-08)	Rs.2619.54 (Rupees Two thousand six hundred nineteen and paise fifty-four) only.
15	Ganeswar Behera, INC, 97 (SC) Kendrapara Assembly	Ganeswarnka pala vari heuchhi.	"Odisha Express" Newspaper dt. 06.04.2014 (page-1 & 8)	Rs.3708.72 (Rupees Three thousand seven hundred eight

	Constitutency.			and paise seventy-two) only.
16	Bijoy Mohapatra, BJP-100-Mahakalapada Assembly Constituency	Mahakalapadare Bijoyka sapakshyare anakampara sua.	"Suryaprava" Newspaper dt.05.04.2014 (page-3)	Rs.6,541.92 (Rupees six thousand five hundred forty-one and paise ninety-two) only.
17	Smt. Manjulata Khemundu, Ama Odisha Party, 144 Koraput (SC) Assembly Constituency	Election Campaign of Ama Odisha candidate	"Sambad" Newspaper dt.01.04.2014 (page-11)	Rs.1000/- (Rupees one thousand) only.
18	Smt. Manjulata Khemundu, Ama Odisha Party- 144 Koraput (SC) Assembly Constituency	Increasing support in favour of Ama Odisha Party candidate	"Sambad" Newspaper dt.29.03.2014 (page-6)	Rs.470/- (Rupees four hundred seventy) only.
19.	Prafulla Pangi, BJD 145-Patangi (ST) Assembly Constituency	Election Campaign of BJD	"Dharitri" Newspaper dt.27.03.2014 (page-7)	Rs.9,936/- (Rupees Nine thousand nine hundred thirty six) only.
20	Prafulla Pangi, BJD 145-Patangi (ST) Assembly Constituency	BJD worker's meeting at Maliput	"Sambad" Newspaper dt.27.03.2014 (page-13)	Rs.1,181/- (Rupees one thousand one hundred eighty-one) only
21	Sri Giridhara Gamango MP candidate of Koraput P.C., INC, Sri Ram Chandra Kadam, MLA candidate for Pottangi A/C, INC, Sri Jayaram Bhoi, MLA candidate for Pottangi A/C OJM	Congress and Orissa Jana Morcha (OJM) campaign at Nandapur	"Sambad" Newspaper dt.27.03.2014 (page-4)	Rs.1363/- (Rupees one thousand three hundred thirty six) only.
22	Sri Krushan Chandra Sagaria INC, 144-Koraput (SC) Assembly Constituency	Koraput A/C : Congress ahead of campaign of BJD	"Khabar" Newspaper dt.29.03.2014 (page-2)	Rs.5341/- (Rupees Five thousand three hundred forty-one) only.
23	Sri Krushan Chandra Sagaria INC, 144-Koraput (SC) Assembly Constituency	For election there is a Road-show of Congress	"Samaj" Newspaper dt.29.03.2014 (page-9)	Rs.8539/- (Rupees Eight thousand five hundred thirtynine) only.
24	Sri Krushan Chandra Sagaria INC, 144-Koraput (SC) Assembly Constituency	Congress starts campaign from Maa Birakhamba Pitha	"Prameya" Newspaper dt.26.03.2014 (page-9)	Rs.490/- (Rupees four hundred ninety) only.
25	Smt. Hema Gomango of BJD and Sri Kailash Kulesika, INC - 141-Laxmipur (ST) Assembly Constituency	Hema & Kailash went on campaigning in Bandhugam Block	"Dharitri" Newspaper dt.27.03.2014 (page-9)	Rs.15180/- (Rupees fifteen thousand one hundred eighty)only.
26	Sri Jhinna Hikaka, Koraput P/C and Hema Gomango, BJD Candidate Laxmipur A/C	Jhina and Hema starts campaign	"Sambad" Newspaper dt.26.03.2014 (page-6)	Rs.1295/- (Rupees one thousand two hundred nintyfive) only.
27	Hema Gomango BJD candidate 141 Laxmipur (ST) Assembly Constituency	Dasamanthpur Block Congress President and two others joined BJD	"Krantidhara" Newspaper dt.27.03.2014 (page-9)	Rs.2703/- (Rupees two thousand seven hundred three) only.
28	Hema Gomango BJD candidate 141 Laxmipur (ST) Assembly Constituency	BJD starts campaign	"Khabar" Newspaper dt.26.03.2014 (page-2)	Rs.1351/- (Rupees one thousand three hundred fiftyone) only.
29	Hema Gomango BJD candidate 141 Laxmipur (ST) Assembly Constituency	Jhina and Hema starts campaign in Dasamanthpur Block	"The Samaj" Newspaper dt.27.03.2014 (page-8)	Rs.9356/- (Rupees Nine thousand three hundred fiftysix) only.
30	Nisamani Baskey, BJD candidate – 33, Baripada (ST) Assembly Constituency		"Samaya" Newspaper dt.07.03.2014	Not established as the publication was prior to notification. Further Nisamani Baskey is not a candidate for any of the Assembly Constituency of Mayurbhanj

				District.
31	Soumya Ranjan Patnaik, Aam Odisha Party, 120-Khandapara Assembly Constituency.	Paribarika shasanara patana aasanna.	"Sambad" Newspaper dt.12.04.2014 Morning Edition (page-10)	Rs.5,520/- (Rupees five thousand five hundred twenty) only.
32	Soumya Ranjan Patnaik, Aam Odisha Party, 120-Khandapara Assembly Constituency.	Khandapada chanhuchhi parivartan. Chauda barsa gala sagnare rahichhi vikasa.	"Sambad" Newspaper dt.11.04.2014 Morning Edition (page-7)	Rs.9360/- (Rupees nine thousand three hundred sixty)only.
33	Soumya Ranjan Patnaik, Aam Odisha Party, 120-Khandapara Assembly Constituency.	Khandapadare aama Odisha prati samarthan badhuchhi.	"Odisha Bhaskar" Newspaper dt.01.04.2014 Morning Edition (page-3)	Rs.4563.80 (Rupees four thousand five hundred sixty-three and paise eighty)only.
34	Arun Kumar Sahoo, BJD, 122-Nayagarh Assembly Constituency	Hatric Bijaya lakshyare Aruna	"Suryaprabha" Newspaper dt.01.04.2014 Morning Edition (page-6)	Rs.10,321.75 (Rupees Ten thousand three hundred twenty-one) only.
35	Sri Sarat Das, BJP , 7-Bhadrak (SC) Parliamentary Constituency	Sarat Das nku jitai Modi nka sarakara gathana karantu. Padma phulare bottom tipantu, BJP ku jitantu.	"Prameya" Newspaper dt.03.04.2014 (page-3) Morning Edition	Not established as it is an advertisement but not "News".

Counting Result- Assembly Constituencywise

State	Odisha	AC No. & Name	1	Padampur	Total Rounds	43
SI No	Candidate Name	Party	Postal Votes	EVM Votes	Total Votes	
1	TANKADHAR KANTA	Bahujan Samaj Party	0	1632	1632	
2	PRAKASH NARAYAN TRIPATHY	Indian National Congress	7	31172	31179	
3	PRADIP PUROHIT	Bharatiya Janata Party	16	68926	68942	
4	BIJAYA RANJAN SINGHA BARIHA	Biju Janata Dal	23	64406	64429	
5	GANGADHAR BHOI	Paschimanchal Vikas Party	0	1295	1295	
6	NEHERU BAG	Odisha Jan Morcha	0	953	953	
7	RAJKUMAR SETH	Aam Aadmi Party	0	1563	1563	
8	GOBARDHAN BHOY	Independent	2	5454	5456	
9	PURNANANDA SAHU	Independent	0	1132	1132	
10	None of the Above	None of the Above	0	1751	1751	
Total			48	178284	178332	
State	Odisha	AC No. & Name	2	Bijepur	Total Rounds	39
SI No	Candidate Name	Party	Postal Votes	EVM Votes	Total Votes	
1	JAYRAM BAG	Bahujan Samaj Party	0	1429	1429	
2	JAYSHANKAR PATTANAİK	Bharatiya Janata Party	0	30001	30001	
3	PRASANNA ACHARYA	Biju Janata Dal	1	52831	52832	
4	SUBAL SAHU	Indian National Congress	0	53290	53290	
5	KISHOR DAPHADAR	Odisha Jan Morcha	0	2931	2931	
6	KUMAR NANDA	Republican Party of India (Democratic)	0	838	838	
7	PURNA CHANDRA PAİK	Ambedkarite Party of India	0	1561	1561	
8	ROHITA KUMAR SAHU	All India Trinamool Congress	0	935	935	
9	SACHIDANANDA PATRA	Aama Odisha Party	0	754	754	
10	SURESH TRIPATHY	Aam Aadmi Party	0	1659	1659	
11	ASHOK KUMAR PANIGRAHI	Independent	0	18232	18232	
12	None of the Above	None of the Above	0	1285	1285	
Total			1	165746	165747	
State	Odisha	AC No. & Name	3	Bargarh	Total Rounds	34
SI No	Candidate Name	Party	Postal Votes	EVM Votes	Total Votes	
1	ASHWINI KUMAR SARANGI	Bharatiya Janata Party	26	22681	22707	
2	DEBESH ACHARYA	Biju Janata Dal	115	59235	59350	

3	SADHU NEPAK	Indian National Congress	84	46062	46146	
4	SURENDRA KUMAR TANDI	Bahujan Samaj Party	1	1893	1894	
5	ARUN KUMAR SAHU	Aam Aadmi Party	10	2546	2556	
6	DEBABRATA MISHRA	Odisha Jan Morcha	4	10695	10699	
7	MD. NIJAMUDIN SAHA	All India Trinamool Congress	0	813	813	
8	None of the Above	None of the Above	6	1748	1754	
Total			246	145673	145919	
State	Odisha	AC No. & Name	4	Attabira	Total Rounds	37
SI No	Candidate Name	Party	Postal Votes	EVM Votes	Total Votes	
1	NIHAR RANJAN MAHANANDA	Indian National Congress	56	44072	44128	
2	MADHABI DEHURIA	Bahujan Samaj Party	3	1230	1233	
3	MILAN SETH	Bharatiya Janata Party	44	33691	33735	
4	SNEHANGINI CHHURIA	Biju Janata Dal	151	69451	69602	
5	ARJUN NAG	Lakshya Ghar Ganatantrik Party	0	790	790	
6	UPENDRA SETH	Aam Aadmi Party	3	2518	2521	
7	KUMAR BEHERA	All India Trinamool Congress	0	757	757	
8	CHANDRAMANI KUMBHAR	Paschimanchal Vikas Party	0	668	668	
9	None of the Above	None of the Above	1	1508	1509	
Total			258	154685	154943	
State	Odisha	AC No. & Name	5	Bhatli	Total Rounds	41
SI No	Candidate Name	Party	Postal Votes	EVM Votes	Total Votes	
1	GUNANIDHI MISHRA	Communist Party of India	3	1344	1347	
2	PRAKASH CHANDRA DEBTA	Indian National Congress	5	10501	10506	
3	BIHARI MEHER	Bahujan Samaj Party	1	1432	1433	
4	SUSANTA SINGH	Biju Janata Dal	64	75013	75077	
5	SAURI CHARAN BARIK	Bharatiya Janata Party	19	29297	29316	
6	DHANAPATI SAHU	Odisha Jan Morcha	0	622	622	
7	BRUHASPATI KHAMARI	All India Trinamool Congress	0	568	568	
8	BENUDDHAR MAHAPATRA	Kosal Kranti Dal	5	799	804	
9	SUSHIL KUMAR SAHU	Aam Aadmi Party	3	1496	1499	
10	LAXMAN KUMAR BHOI	Paschimanchal Vikas Party	1	7741	7742	
11	MUKESH AGRAWAL	Independent	2	793	795	
12	SUSHANT MISHRA	Independent	88	37408	37496	
13	None of the Above	None of the Above	2	1044	1046	
Total for AC			193	168058	168251	

State :	Odisha	AC No. & Name :	6	Brajarajnagar	Total no. of Scheduled Rounds :	35
SI No	Candidate Name	Party	Postal Votes	Total EVM Votes Till This Round	Total Votes	
1	ANUP KUMAR SAI	Biju Janata Dal	172	43774	43946	
2	KISHORE CHANDRA PATEL	Indian National Congress	72	38103	38175	
3	GAJANAN SAHU	Communist Party of India	20	6416	6436	
4	RANJIT KUMAR	Bahujan Samaj Party	6	1276	1282	
5	RADHARANI PANDA	Bharatiya Janata Party	136	50600	50736	
6	CHAITANYA KANTA	Lakshya Ghar Ganatantrik Party	0	609	609	
7	JAYARAM BARIK	Aam Aadmi Party	3	1213	1216	
8	NARAYAN MOHAPATRA	Kosal Kranti Dal	2	716	718	
9	BISHWA LOCHAN BHOI	Independent	2	475	477	
10	JOGINDRA MAJHI	Independent	1	620	621	
11	None of the Above	None of the Above	1	1634	1635	
Total for AC			415	145436	145851	
State :	Odisha	AC No. & Name :	7	Jharsuguda	Total no. of Scheduled Rounds :	36
SI No	Candidate Name	Party	Postal Votes	Total EVM Votes Till This Round	Total Votes	
1	ANAND PRADHAN	Bharatiya Janata Party	13	21034	21047	
2	KISHORE KUMAR MOHANTY	Biju Janata Dal	216	62720	62936	
3	NABA KISORE DAS	Indian National Congress	204	74295	74499	
4	BASUDEB BHOI	Communist Party of India	0	2052	2052	
5	BHASKAR GARDIA	Bahujan Samaj Party	1	659	660	
6	GURU PRASAD ROUT	Samata Kranti Dal	0	455	455	
7	PARIKHITA PANIGRAHI	Aam Aadmi Party	1	832	833	
8	SATYABHAMA DHURUA	Kosal Kranti Dal	1	679	680	
9	HIRALAL DHURUA	Communist Party of India (Marxist-Leninist) (Liberation)	0	572	572	
10	None of the Above	None of the Above	7	1456	1463	
Total for AC			443	164754	165197	
State :	Odisha	AC No. & Name :	8	Talsara	Total no. of Scheduled Rounds :	38
SI No	Candidate Name	Party	Postal Votes	Total EVM Votes Till This Round	Total Votes	
1	PRAFULLA MAJHI	Indian National Congress	84	45605	45689	
2	BINAYA KUMAR TOPPO	Biju Janata Dal	142	44109	44251	
3	BISHNU KERKETTA	Bahujan Samaj Party	1	1412	1413	
4	SANTOSH KUMAR AMAT	Bharatiya Janata Party	125	41147	41272	

5	PARESWAR BARLA	Hindusthan Nirman Dal	0	916	916	
6	MINAKETAN NAIK	Kosal Kranti Dal	1	987	988	
7	PRAPHUL KUMAR KUJJUR	Independent	4	1786	1790	
8	None of the Above	None of the Above	4	2712	2716	
Total for AC			361	138674	139035	
State :	Odisha	AC No. & Name :	9	Sundargarh	Total no. of Scheduled Rounds :	40
SI No	Candidate Name	Party	Postal Votes	Total EVM Votes Till This Round	Total Votes	
1	KUSUM TETE	Biju Janata Dal	344	53210	53554	
2	DURJODHAN BHOI	Communist Party of India	9	3229	3238	
3	MISS MARIAM GURIA	Bahujan Samaj Party	6	806	812	
4	JOGESH KUMAR SINGH	Indian National Congress	523	65615	66138	
5	SAHADEV XAXA	Bharatiya Janata Party	125	27810	27935	
6	JALANDHAR PRADHAN	Aam Aadmi Party	3	1108	1111	
7	PRAFULLA CHANDRA BIPRA	Kosal Kranti Dal	8	1602	1610	
8	MITRABHANU KISAN	Independent	1	661	662	
9	SULAGAN BHOE	Independent	1	937	938	
10	None of the Above	None of the Above	17	2341	2358	
Total for AC			1037	157319	158356	
State :	Odisha	AC No. & Name :	10	Biramitrapur	Total no. of Scheduled Rounds :	42
SI No	Candidate Name	Party	Postal Votes	Total EVM Votes Till This Round	Total Votes	
1	DEVANANDA ORAM	Bahujan Samaj Party	1	2157	2158	
2	MAGDALI KONGADI	Biju Janata Dal	18	25140	25158	
3	RAJESH KERKETTA	Indian National Congress	2	13004	13006	
4	SHANKAR ORAM	Bharatiya Janata Party	28	34139	34167	
5	CHANDRA MOHAN MAJHI	Jharkhand Disom Party	0	1509	1509	
6	GEORGE TIRKEY	Samata Kranti Dal	35	46079	46114	
7	RAM CHANDRA AMAT	Kosal Kranti Dal	0	1161	1161	
8	SEBEYAN AIND	Jharkhand Mukti Morcha	7	27842	27849	
9	LALIT SINGH MUNDA	Aama Odisha Party	2	2138	2140	
10	LAXMIDHAR SA	Aam Aadmi Party	1	808	809	
11	DEME ORAM	Independent	1	1696	1697	
12	PETER TOPNO	Independent	0	2922	2922	
13	ROHIDAS MUNDARY	Independent	0	1134	1134	
14	SOHAN MUNDARI	Independent	0	995	995	
15	None of the Above	None of the Above	1	1495	1496	
Total for AC			96	162219	162315	

State :	Odisha	AC No. & Name :	11	Raghunathpali	Total no. of Scheduled Rounds :	29
SI No	Candidate Name	Party	Postal Votes	Total EVM Votes Till This Round	Total Votes	
1	GAJENDRA TANTY	Indian National Congress	20	14546	14566	
2	JAGABANDHU BEHERA	Bharatiya Janata Party	63	32970	33033	
3	SUBRAT TARAI	Biju Janata Dal	157	48917	49074	
4	LALMAN SUNA	Bahujan Samaj Party	0	1385	1385	
5	UGRESAN PATRA	Kosal Kranti Dal	0	363	363	
6	KRISHNA CHANDRA SWAIN	Aama Odisha Party	2	266	268	
7	GOPAL DAS	Samata Kranti Dal	1	3176	3177	
8	BIDYADHAR PANDAV	Hindusthan Nirman Dal	0	267	267	
9	BABULAL BADAIAK	Independent	1	344	345	
10	RAJ KISHORE BHANJA	Independent	1	1638	1639	
11	None of the Above	None of the Above	6	1517	1523	
Total for AC			251	105389	105640	
State :	Odisha	AC No. & Name :	12	Rourkela	Total no. of Scheduled Rounds :	27
SI No	Candidate Name	Party	Postal Votes	Total EVM Votes Till This Round	Total Votes	
1	DILIP KUMAR RAY	Bharatiya Janata Party	236	59417	59653	
2	PRAVAT MOHAPATRA	Indian National Congress	22	10375	10397	
3	RICHARD ANAND KUJUR	Bahujan Samaj Party	0	553	553	
4	SARADA PRASAD NAYAK	Biju Janata Dal	197	48527	48724	
5	SALOMI MINZ	Communist Party of India (Marxist)	1	611	612	
6	GOKULANANDA MOHANTY	Kalinga Sena	1	128	129	
7	BINAY KUMAR TIWARI	Aam Aadmi Party	5	1017	1022	
8	HRUDANANDA BEHERA	Kosal Kranti Dal	0	150	150	
9	TAPAN KUMAR PANDA	Independent	1	108	109	
10	PAPU KUMAR RAY	Independent	0	203	203	
11	BISWANATH LAKRA	Independent	0	444	444	
12	MAHIPAL SINGH	Independent	0	233	233	
13	None of the Above	None of the Above	3	1088	1091	
Total for AC			466	122854	123320	
State :	Odisha	AC No. & Name :	13	Rajgangapur	Total no. of Scheduled Rounds :	36
SI No	Candidate Name	Party	Postal Votes	Total EVM Votes Till This Round	Total Votes	
1	ANMOL KINDO	Bahujan Samaj Party	0	2706	2706	
2	UPENDRA PRADHAN	Bharatiya Janata Party	18	28676	28694	
3	GREGORY MINZ	Indian National Congress	16	44544	44560	

4	MANGALA KISAN	Biju Janata Dal	36	54560	54596	
5	AUGUSTINE MINZ	Odisha Jan Morcha	0	755	755	
6	DHANESWAR XALXO	Jharkhand Mukti Morcha	4	7825	7829	
7	PRAMOD EKKA	Aam Aadmi Party	4	1337	1341	
8	PHILMAN TOPPO	Kosal Kranti Dal	0	777	777	
9	MOHANLAL KISHAN	Aama Odisha Party	0	1652	1652	
10	RUBSEN HORO	Jharkhand Disom Party	0	650	650	
11	LAWRENCE KERKETTA	Samata Kranti Dal	0	507	507	
12	CLEMENT LAKRA	Independent	1	780	781	
13	BIKRAM TOPPO	Independent	4	12087	12091	
14	MARCEL KINDO	Independent	1	861	862	
15	RAJENDRA KUMAR LAKRA	Independent	0	769	769	
16	None of the Above	None of the Above	0	1105	1105	
Total for AC			84	159591	159675	
State :	Odisha	AC No. & Name :	14	Bonai	Total no. of Scheduled Rounds :	43
SI No	Candidate Name	Party	Postal Votes	Total EVM Votes Till This Round	Total Votes	
1	DAYANIDHI KISAN	Biju Janata Dal	129	37178	37307	
2	BHIMSEN CHOUDHARY	Indian National Congress	177	37004	37181	
3	RAGHUNATH ORAM	Bahujan Samaj Party	3	1786	1789	
4	LAXMAN MUNDA	Communist Party of India (Marxist)	90	39035	39125	
5	LUTHAR ORAM	Bharatiya Janata Party	144	25622	25766	
6	CHANDRAMANI NAIK	Aam Aadmi Party	0	1170	1170	
7	PATRAS EKKA	Jharkhand Mukti Morcha	7	7558	7565	
8	JANARDAN DEHURY	Independent	17	6008	6025	
9	JAURA ORAM	Independent	0	1450	1450	
10	MAHADEV BHUMIJ	Independent	7	2000	2007	
11	None of the Above	None of the Above	9	3794	3803	
Total for AC			583	162605	163188	
State :	Odisha	AC No. & Name :	15	Kuchinda	Total no. of Scheduled Rounds :	36
SI No	Candidate Name	Party	Postal Votes	Total EVM Votes Till This Round	Total Votes	
1	DEEPAK PRADHAN	Bahujan Samaj Party	0	2445	2445	
2	BHUBANESWAR KISAN	Biju Janata Dal	0	46345	46345	
3	RABINARAYAN NAIK	Bharatiya Janata Party	0	68409	68409	
4	RAJENDRA KUMAR CHHATRIA	Indian National Congress	0	32770	32770	
5	PADMALOCHAN MAJHI	Aama Odisha Party	0	1602	1602	
6	BINOD TOPPO	Jharkhand Mukti Morcha	0	1732	1732	

7	LINKAN KUMAR KINDO	Aam Aadmi Party	0	1306	1306	
8	None of the Above	None of the Above	0	2886	2886	
Total for AC			0	157495	157495	
State :	Odisha	AC No. & Name :	16	Rengali	Total no. of Scheduled Rounds :	33
SI No	Candidate Name	Party	Postal Votes	Total EVM Votes Till This Round	Total Votes	
1	DURYODHAN GARDIA	Indian National Congress	50	31285	31335	
2	NAURI NAYAK	Bharatiya Janata Party	116	45264	45380	
3	RAMESH PATUA	Biju Janata Dal	96	47114	47210	
4	RASIA HARIPAL	Bahujan Samaj Party	1	1683	1684	
5	JAYAKRUSHNA PODH	Kalinga Sena	1	495	496	
6	BIRA KISHOR BHOISAGAR	Aam Aadmi Party	4	895	899	
7	SOBHAMANI PADHAN	Paschimanchal Vikas Party	0	569	569	
8	SANTOSH KUMAR BERIHA	Aama Odisha Party	4	1386	1390	
9	SUBAL SINGH	Lakshya Ghar Ganatantrik Party	0	781	781	
10	None of the Above	None of the Above	5	2186	2191	
Total for AC			277	131658	131935	
State :	Odisha	AC No. & Name :	17	Sambalpur	Total no. of Scheduled Rounds :	25
SI No	Candidate Name	Party	Postal Votes	Total EVM Votes Till This Round	Total Votes	
1	JAYANARAYAN MISHRA	Bharatiya Janata Party	109	38295	38404	
2	MD. MUSTAKIM	Bahujan Samaj Party	9	2382	2391	
3	RASESWARI PANIGRAHI	Biju Janata Dal	276	48086	48362	
4	SURESWAR MISHRA	Indian National Congress	34	18986	19020	
5	KALPANA SAHU	Aama Odisha Party	1	630	631	
6	BIRENDRA KUMAR PANIGRAHI	Aam Aadmi Party	7	1155	1162	
7	MANAGOBINDA PADHAN	Paschimanchal Vikas Party	0	171	171	
8	RAJKUMAR AIND	Jharkhand Mukti Morcha	0	565	565	
9	UMA PRASAD PANIGRAHI	Independent	0	279	279	
10	JAYASHREE MISHRA	Independent	5	388	393	
11	BHAKTA CHARAN MIRDHA	Independent	1	390	391	
12	None of the Above	None of the Above	5	1406	1411	
Total for AC			447	112733	113180	
State :	Odisha	AC No. & Name :	18	Rairakhhol	Total no. of Scheduled Rounds :	34

SI No	Candidate Name	Party	Postal Votes	Total EVM Votes Till This Round	Total Votes	
1	ASSAF ALI KHAN	Indian National Congress	129	41811	41940	
2	DEBDULAL BAKSHI	Bahujan Samaj Party	0	1271	1271	
3	PRATAP KUMAR PRADHAN	Bharatiya Janata Party	58	29486	29544	
4	ROHIT PUJARI	Biju Janata Dal	193	53656	53849	
5	APARNA BAGH	Ambedkarite Party of India	0	817	817	
6	GITANJALI PRADHAN	Samata Kranti Dal	3	1057	1060	
7	BHOLANATH DEHURY	Odisha Jan Morcha	1	248	249	
8	MANABODHA BHOI	Aama Odisha Party	0	1627	1627	
9	LAXMAN KUMAR BHOI	Paschimanchal Vikas Party	0	555	555	
10	LAXMIDHAR NAIK	Aam Aadmi Party	4	964	968	
11	MANIS KUMAR DEHERI	Independent	1	657	658	
12	SWADHIN PANDA	Independent	1	927	928	
13	None of the Above	None of the Above	9	1289	1298	
Total for AC			399	134365	134764	
State :	Odisha	AC No. & Name :	19	Deogarh	Total no. of Scheduled Rounds :	46
SI No	Candidate Name	Party	Postal Votes	Total EVM Votes Till This Round	Total Votes	
1	ANITA PRADHAN	Biju Janata Dal	159	50738	50897	
2	NITESH GANGADEB	Bharatiya Janata Party	742	88894	89636	
3	RAJIB KISAN	Bahujan Samaj Party	2	2613	2615	
4	SEM HEMRAM	Indian National Congress	19	14790	14809	
5	KALAKAR NAIK	Ambedkarite Party of India	0	1515	1515	
6	DOLAKAR BHOI	Proutist Bloc, India	2	795	797	
7	SATYA NARAYAN PANI	Aama Odisha Party	2	1685	1687	
8	SUDHIR KUMAR BRAHMA	Odisha Jan Morcha	3	1423	1426	
9	AMAR KESHARI GANGADEB	Independent	3	998	1001	
10	None of the Above	None of the Above	5	2006	2011	
Total for AC			937	165457	166394	
State :	Odisha	AC No. & Name :	20	Telkoi	Total no. of Scheduled Rounds :	44
SI No	Candidate Name	Party	Postal Votes	Total EVM Votes Till This Round	Total Votes	
1	KAILASH CHANDRA NAYAK	Bharatiya Janata Party	10	21008	21018	
2	DHANURJAYA SIDU	Indian National Congress	24	52697	52721	
3	BEDABYASA NAYAK	Biju Janata Dal	48	66627	66675	
4	BHAGIRATHI DEHURY	Bahujan Samaj Party	0	3117	3117	

5	CHANDRAMANI DEHURY	Proutist Bloc, India	0	1264	1264	
6	PURNA CHANDRA NAYAK	Aam Aadmi Party	1	1063	1064	
7	MANJULA PINGUA	Bahujan Mukti Party	0	1241	1241	
8	HIRANYA KUMAR NAIK	Odisha Jan Morcha	1	1475	1476	
9	JALADHAR NAIK	Independent	1	1540	1541	
10	BRUNDABAN NAIK	Independent	4	14076	14080	
11	None of the Above	None of the Above	0	3675	3675	
Total for AC			89	167783	167872	
State :	Odisha	AC No. & Name :	21	Ghasipura	Total no. of Scheduled Rounds :	42
SI No	Candidate Name	Party	Postal Votes	Total EVM Votes Till This Round	Total Votes	
1	PRITHVIRAJ KUARNR	Indian National Congress	2	12016	12018	
2	BADRI NARAYAN PATRA	Biju Janata Dal	63	108837	108900	
3	BIJAYA KUMAR RANA	Bahujan Samaj Party	0	1168	1168	
4	SATYABRATA PANDA	Bharatiya Janata Party	13	20285	20298	
5	JAGABANDHU MAHANTA	Kalinga Sena	1	3278	3279	
6	PRAMOD KUMAR SAHOO	Aam Aadmi Party	0	899	899	
7	HEMANTA KUMAR NAYAK	Biju Swabhiman Dal	4	660	664	
8	RAMA CHANDRA BEHERA	Independent	4	15845	15849	
9	None of the Above	None of the Above	1	1855	1856	
Total for AC			88	164843	164931	
State :	Odisha	AC No. & Name :	22	Anandapur	Total no. of Scheduled Rounds :	40
SI No	Candidate Name	Party	Postal Votes	Total EVM Votes Till This Round	Total Votes	
1	ALOK KUMAR SETHY	Bharatiya Janata Party	10	12654	12664	
2	JAYADEV JENA	Indian National Congress	49	60247	60296	
3	MAYADHAR JENA	Biju Janata Dal	75	82445	82520	
4	MINATI JENA	SOCIALIST UNITY CENTRE OF INDIA (COMMUNIST)	0	1384	1384	
5	RABIN KUMAR JENA	Independent	0	1564	1564	
6	None of the Above	None of the Above	2	1916	1918	
Total for AC			136	160210	160346	
State :	Odisha	AC No. & Name :	23	Patna	Total no. of Scheduled Rounds :	39
SI No	Candidate Name	Party	Postal Votes	Total EVM Votes Till This Round	Total Votes	
1	GOPESWAR NAIK	Bahujan Samaj Party	0	2837	2837	
2	BHABANI SANKAR NAYAK	Bharatiya Janata Party	60	35681	35741	

3	SANATAN NAIK	Indian National Congress	16	20222	20238	
4	HRUSHIKESH NAIK	Biju Janata Dal	63	44521	44584	
5	NIRUPAMA TUDU	Rashtriya Independent Morcha	1	2275	2276	
6	PADMINI MUNDA	Samajwadi Party	1	2340	2341	
7	YASHOBANTA MARNDI	Odisha Jan Morcha	0	1497	1497	
8	RASIKA DEHURI	Communist Party of India (Marxist-Leninist) (Liberation)	0	1390	1390	
9	KANHU CHARAN NAIK	Independent	26	13472	13498	
10	GOURAHARI NAIK	Independent	14	22416	22430	
11	None of the Above	None of the Above	3	2180	2183	
Total for AC			184	148831	149015	
State :	Odisha	AC No. & Name :	24	Keonjhar	Total no. of Scheduled Rounds :	39
SI No	Candidate Name	Party	Postal Votes	Total EVM Votes Till This Round	Total Votes	
1	ABHIRAM NAIK	Biju Janata Dal	29	55930	55959	
2	MOHAN CHARAN MAJHI	Bharatiya Janata Party	64	47219	47283	
3	SIDHESWAR NAIK	Indian National Congress	6	17525	17531	
4	LAXMIPRIYA HEMBRAM	Bahujan Samaj Party	0	2109	2109	
5	ASWINI KUMAR NAIK	Odisha Jan Morcha	1	1470	1471	
6	SUNARAM MARDI	Aam Aadmi Party	1	2207	2208	
7	DWARIKA NATH NAIK	Independent	3	25752	25755	
8	None of the Above	None of the Above	3	3668	3671	
Total for AC			107	155880	155987	
State :	Odisha	AC No. & Name :	25	Champua	Total no. of Scheduled Rounds :	36
SI No	Candidate Name	Party	Postal Votes	Total EVM Votes Till This Round	Total Votes	
1	GIRISH CHANDRA MAHANTA	Bharatiya Janata Party	14	7056	7070	
2	TATTWA PRAKASH SATAPATHY	Biju Janata Dal	37	10196	10233	
3	BIDYADHAR MAHANTA	Communist Party of India	1	2287	2288	
4	KSHETRA MOHAN MAHANTA	Indian National Congress	8	2324	2332	
5	PURNA CHANDRA MAHANTA	Rashtriya Independent Morcha	0	672	672	
6	MD AZHAR IMAM	Aam Aadmi Party	0	1022	1022	
7	SHYAM SUNDAR PURTY	Bahujan Mukti Party	0	2693	2693	
8	KUSHA APAT	Independent	120	54837	54957	
9	BENUDHARA BEHERA	Independent	0	1062	1062	
10	BHABANI MAHANTA	Independent	0	1219	1219	
11	SANATAN MAHAKUD	Independent	55	69580	69635	
12	None of the Above	None of the Above	1	3103	3104	

Total for AC			236	156051	156287	
State :	Odisha	AC No. & Name :	26	Jashipur	Total no. of Scheduled Rounds :	40
SI No	Candidate Name	Party	Postal Votes	Total EVM Votes Till This Round	Total Votes	
1	DELHA SOREN	Bahujan Samaj Party	0	1646	1646	
2	MANGAL SINGH MUDI	Biju Janata Dal	123	39317	39440	
3	MINATI NAYAK	Indian National Congress	17	9501	9518	
4	RAGUNATH HEMBRAM	Bharatiya Janata Party	42	24277	24319	
5	DILLIP NAIK	Odisha Jan Morcha	2	4696	4698	
6	BAIJU MAJHI	Jharkhand Disom Party	0	2970	2970	
7	BHIMSEN NAIK	Aama Odisha Party	2	1716	1718	
8	MANJU SINGH	AJSU Party	0	1147	1147	
9	MAHESH CHANDRA HEMBRAM	Jharkhand Mukti Morcha	22	25055	25077	
10	SHAMBHU NATH NAIK	SOCIALIST UNITY CENTRE OF INDIA (COMMUNIST)	147	33499	33646	
11	SUKALAL TUDU	Kalinga Sena	0	1246	1246	
12	AJIT KUMAR NAIK	Independent	0	947	947	
13	DHANURJAY LAGURI	Independent	6	3968	3974	
14	MINA KUMARI ROUT	Independent	0	997	997	
15	None of the Above	None of the Above	0	1660	1660	
Total for AC			361	152642	153003	
State :	Odisha	AC No. & Name :	27	Saraskana	Total no. of Scheduled Rounds :	37
SI No	Candidate Name	Party	Postal Votes	Total EVM Votes Till This Round	Total Votes	
1	NARENDRA NATH SINGH	Bharatiya Janata Party	76	23371	23447	
2	BALARAM MURMU	Communist Party of India	5	2097	2102	
3	BEREL SIRKA	Indian National Congress	77	19963	20040	
4	BHADAV HANSDAH	Biju Janata Dal	171	46696	46867	
5	CHANDAN KISKU	Aam Aadmi Party	3	1094	1097	
6	DASARATH MAHALI	Aama Odisha Party	0	1162	1162	
7	NARAN MURMU	Jharkhand Disom Party	3	970	973	
8	RAMCHANDRA MURMU	Jharkhand Mukti Morcha	71	42957	43028	
9	SHIBA MAJHI	Samata Kranti Dal	0	965	965	
10	SRIPATI DANDAPAT	Odisha Jan Morcha	2	1224	1226	
11	SURYA HEMBRAM	AJSU Party	0	1162	1162	
12	BIRAM TUDU	Independent	2	1069	1071	
13	BRAJA MOHAN HANSDAH	Independent	2	804	806	
14	None of the Above	None of the Above	3	1802	1805	

Total for AC			415	145336	145751	
State :	Odisha	AC No. & Name :	28	Rairangpur	Total no. of Scheduled Rounds	40
SI No	Candidate Name	Party	Postal Votes	Total EVM Votes Till This Round	Total Votes	
1	DROUPADAI MURMU	Bharatiya Janata Party	111	35395	35506	
2	SHYAM CHARAN HANSDAH	Indian National Congress	26	19049	19075	
3	SAIBA SUSHIL KUMAR HANSDAH	Biju Janata Dal	121	50941	51062	
4	LAMBODAR MURMU	Bahujan Samaj Party	0	1114	1114	
5	PURNA CHANDRA MARNDI	Jharkhand Mukti Morcha	20	28818	28838	
6	BIRSA KANDANKEL	Aama Odisha Party	2	4243	4245	
7	BUDHAN SING MARNDI	Jharkhand Disom Party	3	4845	4848	
8	MANGAL SING TUDU	Odisha Jan Morcha	0	599	599	
9	SUDARSAN MURMU	Aam Aadmi Party	1	1125	1126	
10	UMAKANTA NAIK	Independent	7	1124	1131	
11	NANDA KISHORE KISKU	Independent	2	508	510	
12	BADA NARAN MAJHI	Independent	4	1559	1563	
13	BISWANATH KISKU	Independent	0	865	865	
14	BUDHU MAHALI	Independent	1	1411	1412	
15	BULA SARDAR	Independent	2	648	650	
16	BRAJA KISHORE MAJHI	Independent	1	1162	1163	
17	RAJENDRA SINGH	Independent	2	1230	1232	
18	None of the Above	None of the Above	1	1095	1096	
Total for AC			304	155731	156035	
State :	Odisha	AC No. & Name :	29	Bangriposi	Total no. of Scheduled Rounds :	34
SI No	Candidate Name	Party	Postal Votes	Total EVM Votes Till This Round	Total Votes	
1	PURUSOTAM NAIK	Bharatiya Janata Party	61	30816	30877	
2	SUDAM MARNDI	Biju Janata Dal	137	62269	62406	
3	SUNDAR MOHAN SINGH	Indian National Congress	30	26297	26327	
4	LAXMAN HANSDAH	Bahujan Samaj Party	1	1198	1199	
5	AJEN MURMU	Jharkhand Mukti Morcha	22	23389	23411	
6	KANHU SOREN	Aama Odisha Party	0	1539	1539	
7	GOBINDA HEMBRAM	Samata Kranti Dal	0	973	973	
8	DHARMENDRA MUNDA	Aam Aadmi Party	3	1142	1145	
9	BALARAM MARNDI	Odisha Jan Morcha	0	894	894	
10	LADURAM SOREN	Jharkhand Disom Party	1	2264	2265	
11	None of the Above	None of the Above	4	2504	2508	
Total for AC			259	153285	153544	

State :	Odisha	AC No. & Name :	30	Karanja	Total no. of Scheduled Rounds :	31
SI No	Candidate Name	Party	Postal Votes	Total EVM Votes Till This Round	Total Votes	
1	JYOSTNA BHANSINGH	Bharatiya Janata Party	85	24973	25058	
2	BIJAY KUMAR NAIK	Biju Janata Dal	129	38480	38609	
3	BAIDYANATH SING	Indian National Congress	31	19195	19226	
4	NIRANJAN NAIK	Aam Aadmi Party	2	1970	1972	
5	BIPLAB KUMAR SANKHIALA	Jharkhand Mukti Morcha	3	3274	3277	
6	JATIN KUMAR DAS	Aama Odisha Party	2	3008	3010	
7	JAMUNA SAMAD	SOCIALIST UNITY CENTRE OF INDIA (COMMUNIST)	0	3308	3308	
8	RAMA CHANDRA SOREN	Jharkhand Disom Party	0	3403	3403	
9	SISHIR HEMBRAM	Samata Party	0	994	994	
10	SABITRI NAIK	Odisha Jan Morcha	5	2319	2324	
11	DAYANIDI NAIK	Independent	2	1700	1702	
12	PADMA CHARAN HAIBURU	Independent	58	23972	24030	
13	None of the Above	None of the Above	3	2528	2531	
Total for AC			320	129124	129444	
State :	Odisha	AC No. & Name :	31	Udala	Total no. of Scheduled Rounds :	33
SI No	Candidate Name	Party	Postal Votes	Total EVM Votes Till This Round	Total Votes	
1	GOLAKBIHARI NAIK	Biju Janata Dal	368	49260	49628	
2	DUKHISHYAM MURMU	Indian National Congress	78	23267	23345	
3	DHANESWAR NAIK	Bahujan Samaj Party	3	1117	1120	
4	BHASKAR MADHEI	Bharatiya Janata Party	341	40758	41099	
5	ANANGA CHARAN SENAPATI	Aama Odisha Party	6	2177	2183	
6	KALI CHARAN MURMU	Jharkhand Disom Party	1	870	871	
7	THUMPU MURMU	Jharkhand Mukti Morcha	17	15400	15417	
8	DINAMANI SALANGI	Independent	0	1203	1203	
9	MAYA TUDU	Independent	1	1061	1062	
10	None of the Above	None of the Above	14	2027	2041	
Total for AC			829	137140	137969	
State :	Odisha	AC No. & Name :	32	Badasahi	Total no. of Scheduled Rounds :	33
SI No	Candidate Name	Party	Postal Votes	Total EVM Votes Till This Round	Total Votes	
1	GANESWAR PATRA	Biju Janata Dal	155	52539	52694	

2	BRUNDABAN DAS	Bharatiya Janata Party	86	33876	33962	
3	MOHESWAR SETHI	Bahujan Samaj Party	1	747	748	
4	JAMINIKANTA NAIK	Indian National Congress	72	35788	35860	
5	SARAT CHANDRA MUKHI	Communist Party of India	5	2223	2228	
6	BANALATA BEHERA	Odisha Jan Morcha	0	585	585	
7	BASUDEV BEHERA	Samata Kranti Dal	1	402	403	
8	RABINDRA NATH SETHI	Aam Aadmi Party	3	735	738	
9	RADHASHYAM PATRA	Rashtriya Independent Morcha	0	1010	1010	
10	HARISH CHANDRA BEHERA	All India Trinamool Congress	4	1459	1463	
11	DEBANARAYAN PATRA	Independent	1	1057	1058	
12	BIKASH CHANDRA SETHI	Independent	8	3534	3542	
13	None of the Above	None of the Above	2	1563	1565	
Total for AC			338	135518	135856	
State :	Odisha	AC No. & Name :	33	Baripada	Total no. of Scheduled Rounds :	34
SI No	Candidate Name	Party	Postal Votes	Total EVM Votes Till This Round	Total Votes	
1	NISAMANI BASKE	Bharatiya Janata Party	111	36906	37017	
2	PRIYABRATA MAJHI	Indian National Congress	39	21894	21933	
3	SANANDA MARNDI	Biju Janata Dal	266	53865	54131	
4	SUBASH CHANDRA HANSDAH	Bahujan Samaj Party	1	1046	1047	
5	CHANDRA MOHAN MURMU	AJSU Party	1	623	624	
6	CHAITANYA HEMBRAM	Jharkhand Disom Party	0	737	737	
7	DEBENDRA NATH SINGH	Odisha Jan Morcha	3	1843	1846	
8	NANDA KISHORE HANSDAH	Samruddha Odisha	0	1460	1460	
9	FAGU HANSDA	Jharkhand Mukti Morcha	9	19205	19214	
10	BADAL HEMBRAM	Aam Aadmi Party	6	1140	1146	
11	BISHNUNATH PURTY	Aama Odisha Party	3	1780	1783	
12	SWARUP CHANDRA NAIK	Rashtriya Independent Morcha	1	1250	1251	
13	None of the Above	None of the Above	8	2191	2199	
Total for AC			448	143940	144388	
State :	Odisha	AC No. & Name :	34	Morada	Total no. of Scheduled Rounds :	19
SI No	Candidate Name	Party	Postal Votes	Total EVM Votes Till This Round	Total Votes	
1	JAY KRUSHNA NAIK	Bahujan Samaj Party	0	898	898	
2	PRAVEEN CHANDRA BHANJDEO	Biju Janata Dal	149	52058	52207	

3	PRAVASH KAR MOHAPATRA	Indian National Congress	31	24759	24790	
4	RAJKISHORE DAS	Bharatiya Janata Party	123	45128	45251	
5	ASHOK KUMAR DHAL	All India Trinamool Congress	4	1465	1469	
6	KALINGA KESHARI JENA	Aama Odisha Party	5	2826	2831	
7	KISHORE DASH	Aam Aadmi Party	5	1029	1034	
8	PRAVAKAR HASDA	Jharkhand Disom Party	1	772	773	
9	MANORANJAN DHAL	Jharkhand Mukti Morcha	24	17367	17391	
10	YUDHISTIR MOHANTA	Odisha Jan Morcha	0	822	822	
11	RANJAN KUMAR SINGH	Biju Swabhimana Dal	0	396	396	
12	HIMANSHU MOHANTA	Rashtriya Independent Morcha	0	730	730	
13	KSHETRAMOHAN MOHANTA	Samata Kranti Dal	0	623	623	
14	ANUSAYA DHAL	Independent	0	823	823	
15	CHANDRA SEKHAR DHAURIA	Independent	8	446	454	
16	DIBRAT CHANDRA MOHANTA	Independent	1	1068	1069	
17	DILLIP KUMAR ACHARYA	Independent	0	1055	1055	
18	DILLIP KUMAR BHANJA	Independent	2	1998	2000	
19	DUKHINATH SETHI	Independent	0	1447	1447	
20	PRATAP CHANDRA MOHANTA	Independent	1	1872	1873	
21	BAIDYANATH RATH	Independent	0	1346	1346	
22	JAGENDRA NATH MOHANTA	Independent	4	1329	1333	
23	RABINARAYAN SIE	Independent	0	653	653	
24	SUJIT KUMAR MOHANTA	Independent	0	571	571	
25	None of the Above	None of the Above	2	1174	1176	
Total for AC			360	162655	163015	
State :	Odisha	AC No. & Name :	35	Jaleswar	Total no. of Scheduled Rounds :	34
SI No	Candidate Name	Party	Postal Votes	Total EVM Votes Till This Round	Total Votes	
1	ARUN KUMAR BEJ	Bharatiya Janata Party	3	13462	13465	
2	ASWINI KUMAR PATRA	Biju Janata Dal	46	86038	86084	
3	DEBIPRASANNA CHAND	Indian National Congress	27	52197	52224	
4	RAMAKANTA JENA	Bahujan Samaj Party	0	633	633	
5	SISIR KUMAR HUI	Communist Party of India (Marxist)	1	2284	2285	
6	GAGAN BIHARI DAS MOHAPATRA	Aam Aadmi Party	1	349	350	
7	BRAJAGOPAL RAUT	Samruddha Odisha	0	366	366	
8	MANOJ KUMAR SASMAL	All India Trinamool Congress	0	913	913	

9	SANTANU KUMAR DAS	Odisha Jan Morcha	0	211	211	
10	SUBHASISH DAS	Samata Kranti Dal	0	215	215	
11	SUDARSAN DAS	Independent	2	7334	7336	
12	None of the Above	None of the Above	0	725	725	
Total for AC			80	164727	164807	
State :	Odisha	AC No. & Name :	36	Bhograi	Total no. of Scheduled Rounds :	34
SI No	Candidate Name	Party	Postal Votes	Total EVM Votes Till This Round	Total Votes	
1	ANANTA DAS	Biju Janata Dal	75	76686	76761	
2	KARTICK CHANDRA BEHERA	Bahujan Samaj Party	0	446	446	
3	PARESH CHANDRA NAYAK	Bharatiya Janata Party	20	14752	14772	
4	SATYASHIB DAS	Indian National Congress	64	57185	57249	
5	ASHIS KUMAR DAS	All India Trinamool Congress	1	3014	3015	
6	RAGHUNATH PATRA	Aam Aadmi Party	0	403	403	
7	None of the Above	None of the Above	0	531	531	
Total for AC			160	153017	153177	
State :	Odisha	AC No. & Name :	37	Basta	Total no. of Scheduled Rounds :	34
SI No	Candidate Name	Party	Postal Votes	Total EVM Votes Till This Round	Total Votes	
1	JAY NARAYAN MOHANTY	Indian National Congress	41	70263	70304	
2	NITYANANDA SAHOO	Biju Janata Dal	69	76668	76737	
3	PRAMOD KUMAR PATTAYAT	Bahujan Samaj Party	0	590	590	
4	SHYAMA PRASAD BEHERA	Bharatiya Janata Party	6	11159	11165	
5	MADAN MOHAN JENA	All India Trinamool Congress	0	690	690	
6	RAMAKANTA PANDA	Samajwadi Party	0	199	199	
7	SAROJ KUMAR ROUL	Aam Aadmi Party	1	446	447	
8	GOURAB KUMAR ANDIA	Independent	0	186	186	
9	None of the Above	None of the Above	1	603	604	
Total for AC			118	160804	160922	
State :	Odisha	AC No. & Name :	38	Balasore	Total no. of Scheduled Rounds :	31
SI No	Candidate Name	Party	Postal Votes	Total EVM Votes Till This Round	Total Votes	
1	ARUN DEY	Indian National Congress	11	28639	28650	
2	GOURANGA CHARAN PANIGRAHI	Communist Party of India	1	811	812	
3	JIBAN PRADIP DAS	Biju Janata Dal	45	47570	47615	
4	MADAN MOHAN DUTTA	Bharatiya Janata Party	37	37787	37824	

5	MAYADHAR BEHERA	Bahujan Samaj Party	0	359	359	
6	ABHISHEK DAS	Biju Swabhiman Dal	0	118	118	
7	ARCHANA NANDI	All India Trinamool Congress	0	366	366	
8	KESU DAS	Aam Aadmi Party	1	495	496	
9	BHASKAR CHANDRA JENA	UTKAL SAMAJ	0	813	813	
10	BASANTALATA PATTANAYAK	Independent	0	1601	1601	
11	MD SAHIRUL HAQUE	Independent	1	268	269	
12	MAHESWAR BEHERA	Independent	0	235	235	
13	MANAS RANJAN DAS PATTNAIK	Independent	8	24712	24720	
14	RAJENDRA BAL	Independent	0	377	377	
15	None of the Above	None of the Above	5	822	827	
Total for AC			109	144973	145082	
State :	Odisha	AC No. & Name :	39	Remuna	Total no. of Scheduled Rounds :	32
SI No	Candidate Name	Party	Postal Votes	Total EVM Votes Till This Round	Total Votes	
1	GOBINDA CHANDRA DAS	Bharatiya Janata Party	108	70865	70973	
2	PRATYUSH RANJAN JENA	Indian National Congress	12	13704	13716	
3	SUKUMAR DAS	Bahujan Samaj Party	0	672	672	
4	SUDARSHAN JENA	Biju Janata Dal	85	57059	57144	
5	SANJAYA KUMAR DAS	Communist Party of India (Marxist)	3	3797	3800	
6	ASHOK KUMAR SETHI	Aam Aadmi Party	2	484	486	
7	NITYANANDA MALIK	Samata Kranti Dal	0	312	312	
8	RAGHUNATH MOHALIK	All India Trinamool Congress	0	710	710	
9	None of the Above	None of the Above	1	1208	1209	
Total for AC			211	148811	149022	
State :	Odisha	AC No. & Name :	40	Nilgiri	Total no. of Scheduled Rounds :	30
SI No	Candidate Name	Party	Postal Votes	Total EVM Votes Till This Round	Total Votes	
1	KARTIK MOHAPATRA	Indian National Congress	36	32324	32360	
2	PRADIPTA PANDA	Communist Party of India (Marxist)	21	16997	17018	
3	SUKANTA KUMAR NAYAK	Biju Janata Dal	73	50441	50514	
4	SUSHAMA BISWAL	Bharatiya Janata Party	40	36774	36814	
5	ANIL KUMAR MOHAPATRA	Odisha Jan Morcha	1	767	768	
6	PRATAP CHANDRA MOHANTY	Samajwadi Party	0	369	369	
7	BITENDRA DAS	Kalinga Sena	0	390	390	

8	SHARAT MAHAKUD	Aam Aadmi Party	0	489	489	
9	LAXMAN SINGH	All India Trinamool Congress	0	607	607	
10	None of the Above	None of the Above	2	1125	1127	
Total for AC			173	140283	140456	
State :	Odisha	AC No. & Name :	41	Soro	Total no. of Scheduled Rounds :	30
SI No	Candidate Name	Party	Postal Votes	Total EVM Votes Till This Round	Total Votes	
1	ASHOK KUMAR DAS	Bahujan Samaj Party	0	580	580	
2	JAYAKRUSHNA MALLICK	Communist Party of India	1	1786	1787	
3	PARSHURAM DHADA	Biju Janata Dal	56	57263	57319	
4	MRUTYUNJAY JENA	Indian National Congress	35	52373	52408	
5	RAKESH KUMAR MALIK	Bharatiya Janata Party	26	23191	23217	
6	AIRA KHARABELA MAHALIK	Samruddha Odisha	0	505	505	
7	None of the Above	None of the Above	2	810	812	
Total for AC			120	136508	136628	
State :	Odisha	AC No. & Name :	42	Simulia	Total no. of Scheduled Rounds :	37
SI No	Candidate Name	Party	Postal Votes	Total EVM Votes Till This Round	Total Votes	
1	GAJENDRA JENA	Bahujan Samaj Party	0	693	693	
2	JYOTI PRAKASH PANIGRAHI	Biju Janata Dal	69	65785	65854	
3	PADMALOCHAN PANDA	Indian National Congress	47	57870	57917	
4	SHASHI KUMAR SAHOO	Bharatiya Janata Party	28	27983	28011	
5	SANTOSH BISWAL	Communist Party of India	2	1282	1284	
6	KAMALESH KUMAR DAS	Aama Odisha Party	0	511	511	
7	RATIKANTA NAYAK	Aam Aadmi Party	0	427	427	
8	SRIDHAR TRIPATHY	Odisha Jan Morcha	0	440	440	
9	None of the Above	None of the Above	0	769	769	
Total for AC			146	155760	155906	
State :	Odisha	AC No. & Name :	43	Bhandaripokhari	Total no. of Scheduled Rounds :	35
SI No	Candidate Name	Party	Postal Votes	Total EVM Votes Till This Round	Total Votes	
1	PRAFULLA SAMAL	Biju Janata Dal	180	69993	70173	
2	BADRI NARAYAN DHAL	Bharatiya Janata Party	95	28714	28809	
3	RAJIBLOCHAN JENA	Bahujan Samaj Party	1	550	551	
4	SUVENDRA PRATAP MOHANTY	Communist Party of India	4	3690	3694	
5	SUBRAT KUMAR DAS	Indian National Congress	77	35999	36076	

6	BIKASH RANJAN JENA	Aam Aadmi Party	1	1093	1094	
7	SHIBANARAYAN BISHWAL	All India Trinamool Congress	1	498	499	
8	SWADHIN SAHOO	Aama Odisha Party	0	364	364	
9	ASHOK KUMAR ROUT	Independent	0	283	283	
10	JAYANTI PARIDA	Independent	3	817	820	
11	SUJATA JENA	Independent	7	6675	6682	
12	SUDHAKAR NANDA	Independent	19	5346	5365	
13	None of the Above	None of the Above	0	585	585	
Total for AC			388	154607	154995	
State :	Odisha	AC No. & Name :	44	Bhadrak	Total no. of Scheduled Rounds :	36
SI No	Candidate Name	Party	Postal Votes	Total EVM Votes Till This Round	Total Votes	
1	NAREN PALLAI	Indian National Congress	137	56858	56995	
2	PRADIP NAYAK	Bharatiya Janata Party	50	19334	19384	
3	JUGAL KISHORE PATTNAIK	Biju Janata Dal	240	80342	80582	
4	RAMAHARI DAS	Bahujan Samaj Party	2	823	825	
5	AKHTAR ALLI KHAN	Aam Aadmi Party	6	939	945	
6	KALLOLA KANTA SWAIN	Samata Kranti Dal	1	691	692	
7	MUSTAK AHAMAD AZAD	Kalinga Sena	0	276	276	
8	SEKH MAHAMMAD ALLI JINNA	Odisha Jan Morcha	0	237	237	
9	SANJAYA KUMAR NAYAK	Rashtriya Independent Morcha	0	312	312	
10	HAJI SK ABDUL ISTAR	Samajwadi Party	2	256	258	
11	BASANTA MAHALIK	Independent	0	278	278	
12	None of the Above	None of the Above	14	818	832	
Total for AC			452	161164	161616	
State :	Odisha	AC No. & Name :	45	Basudevpur	Total no. of Scheduled Rounds :	37
SI No	Candidate Name	Party	Postal Votes	Total EVM Votes Till This Round	Total Votes	
1	DINABANDHU PATI	Bharatiya Janata Party	42	15297	15339	
2	SHRI BIJAYSHREE ROUTRAY	Biju Janata Dal	320	77461	77781	
3	MANOJ BARIK	Bahujan Samaj Party	0	703	703	
4	MADHABANANDA MALLICK	Indian National Congress	295	70980	71275	
5	AJIT KUMAR DAS	Samajwadi Party	0	855	855	
6	APARNA SWAIN	Odisha Jan Morcha	0	225	225	
7	PRAKASH CHANDRA GOCHHAIT	Aam Aadmi Party	0	276	276	
8	BIJAY KUMAR PAKAL	Independent	0	249	249	
9	None of the Above	None of the Above	4	706	710	
Total for AC			661	166752	167413	

State :	Odisha	AC No. & Name :	46	Dhamnagar	Total no. of Scheduled Rounds :	35
SI No	Candidate Name	Party	Postal Votes	Total EVM Votes Till This Round	Total Votes	
1	AJAY MALIK	Bahujan Samaj Party	0	638	638	
2	BISHNU CHARAN SETHI	Bharatiya Janata Party	253	62093	62346	
3	MUKTIKANTA MANDAL	Biju Janata Dal	180	71358	71538	
4	HRUDANANDA SETHI	Indian National Congress	40	12006	12046	
5	ARUNA CHANDRA SETHI	Aam Aadmi Party	2	669	671	
6	GANESH PRASAD DAS	Odisha Jan Morcha	0	268	268	
7	PREMANANDA MALLICK	Aama Odisha Party	1	843	844	
8	None of the Above	None of the Above	1	738	739	
Total for AC			477	148613	149090	
State :	Odisha	AC No. & Name :	47	Chandabali	Total no. of Scheduled Rounds :	36
SI No	Candidate Name	Party	Postal Votes	Total EVM Votes Till This Round	Total Votes	
1	AMIYA KUMAR MAHAPATRA	Indian National Congress	53	43621	43674	
2	UPENDRA KUMAR ROUL	Communist Party of India	3	1684	1687	
3	BYOMKESH RAY	Biju Janata Dal	115	68442	68557	
4	MANMOHAN SAMAL	Bharatiya Janata Party	96	38856	38952	
5	GANGADHAR BAL	Samajwadi Party	0	426	426	
6	DEBADUTTA MOHANTY	Aam Aadmi Party	0	257	257	
7	BISWAKESHARI MOHANTY	Aama Odisha Party	2	1247	1249	
8	RANJAN PANDA	Odisha Jan Morcha	0	173	173	
9	SAMARENDRA BAL	Communist Party of India (Marxist-Leninist) (Liberation)	0	345	345	
10	None of the Above	None of the Above	26	513	539	
Total for AC			295	155564	155859	
State :	Odisha	AC No. & Name :	48	Binjharpur	Total no. of Scheduled Rounds :	35
SI No	Candidate Name	Party	Postal Votes	Total EVM Votes Till This Round	Total Votes	
1	DEBA PRASAD MALLIK	Bharatiya Janata Party	11	15347	15358	
2	PRAMILA MALLIK	Biju Janata Dal	117	74415	74532	
3	BABITA MALLICK	Indian National Congress	27	36315	36342	
4	JANARDAN DAS	Aam Aadmi Party	2	859	861	
5	RADHABALLAV MALIK	SOCIALIST UNITY CENTRE OF INDIA (COMMUNIST)	1	1313	1314	
6	PRASANT KUMAR JENA	Independent	0	365	365	
7	None of the Above	None of the Above	2	1083	1085	

Total for AC			160	129697	129857	
State :	Odisha	AC No. & Name :	49	Bari	Total no. of Scheduled Rounds :	34
SI No	Candidate Name	Party	Postal Votes	Total EVM Votes Till This Round	Total Votes	
1	GAGAN JENA	Indian National Congress	16	7666	7682	
2	DEBASIS NAYAK	Biju Janata Dal	125	59675	59800	
3	NILAMANI SAMAL	Bharatiya Janata Party	7	9176	9183	
4	BHIMSEN BEHERA	Bahujan Samaj Party	0	419	419	
5	ANANDA CHANDRA JENA	Samata Kranti Dal	0	289	289	
6	PULIN BIHARI KHUNTIA	Aam Aadmi Party	2	805	807	
7	BISWARANJAN MALLICK	Independent	121	52506	52627	
8	MAHENDRA KUMAR NAYAK	Independent	0	2947	2947	
9	None of the Above	None of the Above	1	806	807	
Total for AC			272	134289	134561	
State :	Odisha	AC No. & Name :	50	Barchana	Total no. of Scheduled Rounds :	31
SI No	Candidate Name	Party	Postal Votes	Total EVM Votes Till This Round	Total Votes	
1	AMAR PRASAD SATPATHY	Biju Janata Dal	93	53229	53322	
2	JANMEJOY LENKA	Indian National Congress	44	36339	36383	
3	SIMANTINI JENA	Bharatiya Janata Party	5	3559	3564	
4	DURGA PRASAD DASH	Aam Aadmi Party	1	504	505	
5	SANGRAM KESHARI JENA	Samata Kranti Dal	0	288	288	
6	AMAR KUMAR NAYAK	Independent	26	26234	26260	
7	BIKRAM DASH	Independent	1	607	608	
8	JATINDRA KUMAR SAHOO	Independent	0	215	215	
9	RAJNARAYAN MOHAPATRA	Independent	5	5043	5048	
10	None of the Above	None of the Above	1	566	567	
Total for AC			176	126584	126760	
State	Odisha	AC No. & Name :	51	Dharmasala	Total no. of Scheduled Rounds	38
SI No	Candidate Name	Party	Postal Votes	Total EVM Votes Till This Round	Total Votes	
1	GOBINDA SAHOO	Bahujan Samaj Party	0	838	838	
2	PRANAB KUMAR BALABANTARAY	Biju Janata Dal	174	109067	109241	
3	RAMESH CHANDRA PARIDA	Bharatiya Janata Party	26	19914	19940	
4	SRINATH MISHRA	Indian National Congress	16	23439	23455	

5	AKSHAYA KUMAR DAS	SOCIALIST UNITY CENTRE OF INDIA (COMMUNIST)	5	2039	2044	
6	CHANDRAMANI NAYAK	Samata Kranti Dal	1	864	865	
7	PRAVAKAR NAYAK	Odisha Jan Morcha	0	575	575	
8	NIRMAL KUMAR ROUT	Independent	0	1108	1108	
9	None of the Above	None of the Above	7	1178	1185	
Total for AC			229	159022	159251	
State :	Odisha	AC No. & Name :	52	Jajpur	Total no. of Scheduled Rounds :	38
SI No	Candidate Name	Party	Postal Votes	Total EVM Votes Till This Round	Total Votes	
1	JAGANNATH PRASAD SAMAL	Bharatiya Janata Party	19	17161	17180	
2	PRANAB PRAKASH DAS	Biju Janata Dal	262	104196	104458	
3	SANTOSH KUMAR NANDA	Indian National Congress	35	19810	19845	
4	SURYAMANI JENA	Bahujan Samaj Party	1	1202	1203	
5	BIJAYANANDA MOHANTY	Aam Aadmi Party	4	621	625	
6	RAJENDRA DHAL	Kalinga Sena	0	463	463	
7	HAREKRUSHNA DEBATA	Samata Kranti Dal	0	304	304	
8	BADRI NARAYAN RAY	Independent	41	5740	5781	
9	None of the Above	None of the Above	4	1163	1167	
Total for AC			366	150660	151026	
State :	Odisha	AC No. & Name :	53	Korei	Total no. of Scheduled Rounds :	31
SI No	Candidate Name	Party	Postal Votes	Total EVM Votes Till This Round	Total Votes	
1	AKASH DAS NAYAK	Biju Janata Dal	142	73824	73966	
2	BISWAJEET NAYAK	Indian National Congress	28	31071	31099	
3	SANCHITA MOHANTY	Bharatiya Janata Party	47	15714	15761	
4	PARAMANANDA JYOTISH	Biju Swabhimana Dal	1	757	758	
5	BISWANATH SAHOO	Samata Kranti Dal	1	401	402	
6	SATYABRATA PRUSTY	Aam Aadmi Party	8	1473	1481	
7	GOPAL KRUSHNA MOHANTY	Independent	0	427	427	
8	TAPAN KUMAR KHANDAI	Independent	0	250	250	
9	PRATAP KUMAR MOHANTY	Independent	12	7158	7170	
10	BIMAL KUMAR DASH	Independent	0	456	456	
11	None of the Above	None of the Above	4	907	911	
Total for AC			243	132438	132681	
State :	Odisha	AC No. & Name :	54	Sukinda	Total no. of Scheduled Rounds :	32

SI No	Candidate Name	Party	Postal Votes	Total EVM Votes Till This Round	Total Votes	
1	ABHINA KUMAR HOTA	Bharatiya Janata Party	7	3731	3738	
2	PRITIRANJAN GHARAI	Biju Janata Dal	120	58002	58122	
3	BRAJA KISHORE MALLIK	Bahujan Samaj Party	0	846	846	
4	SARAT RAUT	Indian National Congress	86	53332	53418	
5	CHAKRADHAR HAIBRU	Bahujan Mukti Party	1	1016	1017	
6	DIPAKA KUMAR NAYAK	Aam Aadmi Party	2	826	828	
7	RABINDRANATH JARIKA	Aama Odisha Party	11	6303	6314	
8	ASHOK BEHERA	Independent	0	575	575	
9	DWIJENDRA KUMAR GHOSE	Independent	0	856	856	
10	PRADIP BAL SAMANTA	Independent	23	17904	17927	
11	PRAFULLA PATRA	Independent	0	347	347	
12	SUBHAKANTA MOHANTY	Independent	1	331	332	
13	SURJIT ROUT	Independent	0	576	576	
14	None of the Above	None of the Above	1	993	994	
Total for AC			252	145638	145890	
State :	Odisha	AC No. & Name :	55	Dhenkanal	Total no. of Scheduled Rounds :	38
SI No	Candidate Name	Party	Postal Votes	Total EVM Votes Till This Round	Total Votes	
1	KAMAKSHA PRASAD BIHARI	Bahujan Samaj Party	1	2027	2028	
2	KRUSHNA CHANDRA PATRA	Bharatiya Janata Party	122	65667	65789	
3	SAROJ KUMAR SAMAL	Biju Janata Dal	176	68907	69083	
4	SIDHESWARI PRASAD MISHRA	Indian National Congress	38	30533	30571	
5	SHAIKH ABDUL WALI	Republican Party of India (A)	0	1731	1731	
6	SHISHIRA KUMAR SATAPATHY	Aam Aadmi Party	5	1093	1098	
7	SADASHIV MOHAPATRA	Aama Odisha Party	1	756	757	
8	SAROJ KUMAR SATAPATHY	Samata Kranti Dal	1	375	376	
9	ARUNA KUMAR SAHOO	Independent	1	498	499	
10	BIBHUPRADA SAHOO	Independent	0	696	696	
11	RANJAN KUMAR NAYAK	Independent	0	688	688	
12	None of the Above	None of the Above	2	2034	2036	
Total for AC			347	175005	175352	
State :	Odisha	AC No. & Name :	56	Hindol	Total no. of Scheduled Rounds :	35
SI No	Candidate Name	Party	Postal Votes	Total EVM Votes Till This Round	Total Votes	
1	NAMITA NAIK	Indian National Congress	72	30906	30978	
2	SEEMARANI NAYAK	Biju Janata Dal	231	84120	84351	

3	LAXMIDHAR BEHERA	Bharatiya Janata Party	68	33784	33852	
4	TRINATH BEHERA	Aama Odisha Party	6	2303	2309	
5	BIJAYA KUMAR BEHERA	Samata Kranti Dal	1	510	511	
6	BIRANCHI NARAYAN NAYAK	Aam Aadmi Party	5	822	827	
7	SABITA NAIK	Ambedkarbadi Party	1	1119	1120	
8	ANJALI BEHERA	Independent	65	12239	12304	
9	None of the Above	None of the Above	8	2714	2722	
Total for AC			457	168517	168974	
State :	Odisha	AC No. & Name :	57	Kamakhyanagar	Total no. of Scheduled Rounds :	31
SI No	Candidate Name	Party	Postal Votes	Total EVM Votes Till This Round	Total Votes	
1	PRAFULLA KUMAR MALLIK	Biju Janata Dal	191	63972	64163	
2	PRASANNA PATTNAIK	Bharatiya Janata Party	98	25829	25927	
3	BHABANI SANKAR MOHAPTRA	Indian National Congress	100	47182	47282	
4	SHIBA RAM SAHU	Communist Party of India	2	2469	2471	
5	AKRUR BEHERA	Samata Party	0	477	477	
6	BIPRABARA SAHOO	Aama Odisha Party	8	1656	1664	
7	MAYADHARA NAYAK	Aam Aadmi Party	2	811	813	
8	DEBASISHA HOTA	Independent	4	2432	2436	
9	None of the Above	None of the Above	0	1965	1965	
Total for AC			405	146793	147198	
State :	Odisha	AC No. & Name :	58	Parjanga	Total no. of Scheduled Rounds :	30
SI No	Candidate Name	Party	Postal Votes	Total EVM Votes Till This Round	Total Votes	
1	NRUSINGHA CHARAN SAHU	Biju Janata Dal	105	60418	60523	
2	BIBHUTI PRADHAN	Bharatiya Janata Party	116	57355	57471	
3	SANTOSH KUMAR ROUT	Indian National Congress	14	18226	18240	
4	DAMBARU DEHURY	All India Trinamool Congress	0	1116	1116	
5	BIJAYA KUMAR PRATAPDEOU	Samata Kranti Dal	0	456	456	
6	RANJIT KUMAR SAHU	Aama Odisha Party	1	885	886	
7	SUSANTA KUMAR PANY	Aam Aadmi Party	1	656	657	
8	SUSANTA KUMAR SAHOO	Odisha Jan Morcha	0	559	559	
9	BISWATOSH SAHOO	Independent	17	8950	8967	
10	None of the Above	None of the Above	2	2207	2209	
Total for AC			256	150828	151084	
State :	Odisha	AC No. & Name :	59	Pallahara	Total no. of Scheduled Rounds :	34

SI No	Candidate Name	Party	Postal Votes	Total EVM Votes Till This Round	Total Votes	
1	ASHOK MOHANTY	Bharatiya Janata Party	30	38940	38970	
2	JAMBESWAR PATTANAİK	Bahujan Samaj Party	0	1121	1121	
3	MAHESH SAHOO	Biju Janata Dal	41	44223	44264	
4	SUBODH CHANDRA PANI	Indian National Congress	2	18485	18487	
5	GOLAP SAHOO	Samata Kranti Dal	0	759	759	
6	PARAMANANDA BEHERA	Aama Odisha Party	0	857	857	
7	BIJAYA KUMAR BEHERA	Ambedkarite Party of India	0	1136	1136	
8	MAHARGA SINGH	Odisha Jan Morcha	0	1132	1132	
9	JUGAL KISHOR JIT	Aam Aadmi Party	1	630	631	
10	DEEPAK KUMAR JENA	Independent	0	835	835	
11	MANOJ KUMAR SAHU	Independent	3	13034	13037	
12	MOTILAL CHATAMBA	Independent	0	666	666	
13	SRIPATI SINKO	Independent	0	2948	2948	
14	SUNDEEP KUMAR PRADHAN	Independent	2	1978	1980	
15	None of the Above	None of the Above	0	1135	1135	
Total for AC			79	127879	127958	
State :	Odisha	AC No. & Name :	60	Talcher	Total no. of Scheduled Rounds :	29
SI No	Candidate Name	Party	Postal Votes	Total EVM Votes Till This Round	Total Votes	
1	UCHHAN CHANDRA PATTANAYAK, S/O- GIRISH CH. PATTANAYAK	Bahujan Samaj Party	1	1084	1085	
2	KALANDI SAMAL	Bharatiya Janata Party	106	42037	42143	
3	BRAJAKISHORE PRADHAN	Biju Janata Dal	165	56300	56465	
4	SASHMITA BEHERA, DO-BHAJAMAN BEHERA	Indian National Congress	16	14380	14396	
5	AREN KUMAR PANI	Samata Kranti Dal	2	384	386	
6	KESHAB BHUTIA	Aama Odisha Party	0	941	941	
7	PRAHALAD CHANDRA SAHOO	SOCIALIST UNITY CENTRE OF INDIA (COMMUNIST)	3	603	606	
8	BISHNU MOHAN RATH	Aam Aadmi Party	2	1864	1866	
9	RANJIT KUMAR SAHOO	Ambedkarite Party of India	0	404	404	
10	ANITA MOHANTY	Independent	1	291	292	
11	PARSURAM BARIK	Independent	1	801	802	
12	None of the Above	None of the Above	1	881	882	
Total for AC			298	119970	120268	
State :	Odisha	AC No. & Name :	61	Angul	Total no. of Scheduled Rounds :	36

SI No	Candidate Name	Party	Postal Votes	Total EVM Votes Till This Round	Total Votes	
1	PRATAP CHANDRA PRADHAN	Indian National Congress	47	51989	52036	
2	PRAMOD CHANDRA NAIK	Bahujan Samaj Party	0	993	993	
3	MINAKETAN AMANT	Bharatiya Janata Party	20	19928	19948	
4	RAJANIKANTA SINGH	Biju Janata Dal	88	72291	72379	
5	DEBADATTA PATI	Samata Kranti Dal	0	566	566	
6	PRADIPTA KUMAR TRIPATHY	Aam Aadmi Party	1	756	757	
7	PRADIP SAHU	Odisha Jan Morcha	0	414	414	
8	MANDODARI ROUL	SOCIALIST UNITY CENTRE OF INDIA (COMMUNIST)	0	956	956	
9	LAXMAN KUMAR SAHU	Aama Odisha Party	0	1356	1356	
10	None of the Above	None of the Above	2	1785	1787	
Total for AC			158	151034	151192	
State :	Odisha	AC No. & Name :	62	Chhendipada	Total no. of Scheduled Rounds :	33
SI No	Candidate Name	Party	Postal Votes	Total EVM Votes Till This Round	Total Votes	
1	AGASTI BEHERA	Indian National Congress	34	52194	52228	
2	GOBINDA NAIK	Bahujan Samaj Party	0	3906	3906	
3	SUSANTA KUMAR BEHERA	Biju Janata Dal	42	61993	62035	
4	SANTOSH KUMAR NAIK	Bharatiya Janata Party	7	15784	15791	
5	TRILOCHAN BEHERA	Aam Aadmi Party	2	525	527	
6	BHARAT KUMAR NAIK	SOCIALIST UNITY CENTRE OF INDIA (COMMUNIST)	0	824	824	
7	SUBASH NAIK	Ambedkarite Party of India	0	477	477	
8	BHIKARAM NAIK	Independent	0	419	419	
9	SUKADEB BEHERA	Independent	0	654	654	
10	None of the Above	None of the Above	3	1521	1524	
Total for AC			88	138297	138385	
State :	Odisha	AC No. & Name :	63	Athamallik	Total no. of Scheduled Rounds :	35
SI No	Candidate Name	Party	Postal Votes	Total EVM Votes Till This Round	Total Votes	
1	ANANDA CHANDRA BEHERA	Bahujan Samaj Party	1	1919	1920	
2	BHAGIRATHI PRADHAN	Bharatiya Janata Party	7	22456	22463	
3	SURENDRA KUMAR PRADHAN	Indian National Congress	22	43671	43693	
4	SANJEEB KUMAR SAHOO	Biju Janata Dal	36	63190	63226	

5	PRADEEP KUMAR SAHOO	Kalinga Sena	0	723	723	
6	PRASADI BEHERA	Aam Aadmi Party	1	608	609	
7	BHRAMARBARA SAHU	Paschimanchal Vikas Party	0	434	434	
8	TAPAN KUMAR MISHRA	Independent	0	706	706	
9	PRAFULLA KUMAR CHAULIA	Independent	0	2312	2312	
10	MITRUGHNA MAHAKHUDA	Independent	1	682	683	
11	RAMANI RANJAN PRADHAN	Independent	4	2744	2748	
12	None of the Above	None of the Above	1	1449	1450	
Total for AC			73	140894	140967	
State :	Odisha	AC No. & Name :	64	Birmaharajpur	Total no. of Scheduled Rounds :	38
SI No	Candidate Name	Party	Postal Votes	Total EVM Votes Till This Round	Total Votes	
1	ANANDA BARIK	Bharatiya Janata Party	37	36447	36484	
2	KARTIK PRASAD TARIA	Indian National Congress	74	34515	34589	
3	PADMANABHA BEHERA	Biju Janata Dal	213	67561	67774	
4	SADANAND MAHANAND	Bahujan Samaj Party	0	1527	1527	
5	JYOTIRMOYA NAG	Ambedkarite Party of India	0	1992	1992	
6	BHOLANATH SAGAR	Aama Odisha Party	0	1669	1669	
7	ASHRAYA MAHANANDA	Independent	0	1069	1069	
8	None of the Above	None of the Above	8	2193	2201	
Total for AC			332	146973	147305	
State :	Odisha	AC No. & Name :	65	Sonepur	Total no. of Scheduled Rounds :	45
SI No	Candidate Name	Party	Postal Votes	Total EVM Votes Till This Round	Total Votes	
1	NIRANJAN PUJARI	Biju Janata Dal	231	93303	93534	
2	PRAMOD KUMAR MAHAPATRA	Bharatiya Janata Party	71	41978	42049	
3	BIMALA NAIK	Bahujan Samaj Party	0	2408	2408	
4	SARBESWAR PUROHIT	Indian National Congress	46	35749	35795	
5	AMARESWAR MISHRA	Aama Odisha Party	1	1685	1686	
6	GIRIDHARI KHURA	Ambedkarite Party of India	0	1480	1480	
7	NANDIGHOSH MEHER	Samata Kranti Dal	3	1189	1192	
8	None of the Above	None of the Above	14	2742	2756	
Total for AC			366	180534	180900	
State :	Odisha	AC No. & Name :	66	Loisingha	Total no. of Scheduled Rounds :	42
SI No	Candidate Name	Party	Postal Votes	Total EVM Votes Till This Round	Total Votes	

1	PARAMANANDA SETH	Bharatiya Janata Party	37	38695	38732	
2	PANDABA CHANDRA KUMBHAR	Indian National Congress	45	41441	41486	
3	JOGENDRA BEHERA	Biju Janata Dal	74	64266	64340	
4	JUGESWAR KUMBHAR	Bahujan Samaj Party	3	1997	2000	
5	OM PRAKASH KUMBHAR	Aama Odisha Party	0	3063	3063	
6	JANMA BARIK	Ambedkarite Party of India	2	2229	2231	
7	DINGAR KUMBHAR	Samajwadi Party	1	2300	2301	
8	NARASINGH SING	Odisha Jan Morcha	0	569	569	
9	LALMAN NAG	Lakshya Ghar Ganatantrik Party	0	585	585	
10	SATYANANDA SUNA	Independent	1	1038	1039	
11	SURUSINGH NAG	Independent	1	738	739	
12	None of the Above	None of the Above	3	1734	1737	
Total for AC			167	158655	158822	
State :	Odisha	AC No. & Name :	67	Patnagarh	Total no. of Scheduled Rounds :	47
SI No	Candidate Name	Party	Postal Votes	Total EVM Votes Till This Round	Total Votes	
1	KANAK VARDHAN SINGH DEO	Bharatiya Janata Party	132	74240	74372	
2	KISHOR KUMAR PARICHHA	Indian National Congress	27	33670	33697	
3	JAYA SUDAN BARIHA	Bahujan Samaj Party	0	2742	2742	
4	PRAKRITI DEVI SINGH DEO	Biju Janata Dal	31	60688	60719	
5	SUNIL GOEL	Aam Aadmi Party	6	5582	5588	
6	PURNA CHANDRA MEHER	Independent	1	1552	1553	
7	MOHAN SUNDAR MEHER	Independent	0	1545	1545	
8	None of the Above	None of the Above	0	3079	3079	
Total for AC			197	183098	183295	
State :	Odisha	AC No. & Name :	68	Bolangir	Total no. of Scheduled Rounds :	40
SI No	Candidate Name	Party	Postal Votes	Total EVM Votes Till This Round	Total Votes	
1	ANAG UDAY SINGHDEO	Biju Janata Dal	113	49363	49476	
2	KARAM CHAND BEJ	Bahujan Samaj Party	0	1397	1397	
3	NARASINGHA MISHRA	Indian National Congress	149	61581	61730	
4	BASUDEV PATI	Bharatiya Janata Party	46	35084	35130	
5	NILAKANTHA NAG	Ambedkarite Party of India	0	1970	1970	
6	SANGITA MAJHI	Aam Aadmi Party	2	1084	1086	
7	GOPAL CHANDRA HOTA	Independent	0	951	951	
8	SANDEEP KUMAR BAG	Independent	2	1072	1074	
9	None of the Above	None of the Above	2	2159	2161	
Total for AC			314	154661	154975	

State :	Odisha	AC No. & Name :	69	Titlagarh	Total no. of Scheduled Rounds :	44
SI No	Candidate Name	Party	Postal Votes	Total EVM Votes Till This Round	Total Votes	
1	TUKUNI SAHU	Biju Janata Dal	106	71752	71858	
2	MAHENDRA KUMAR THAKUR	Bharatiya Janata Party	5	25612	25617	
3	SATYA NARAYAN BEHERA	Bahujan Samaj Party	2	2263	2265	
4	SURENDRA SINGH BHOI	Indian National Congress	43	57793	57836	
5	LOKNATH JAL	Nationalist Congress Party	0	1229	1229	
6	DEVENDRA KUMAR JAIN	Koshal Mukti Morcha	1	827	828	
7	JAGNESWAR	Odisha Jan Morcha	6	3799	3805	
8	SITARAM SATPATHY	Samata Kranti Dal	0	814	814	
9	SUDAM NAG	Kalinga Sena	1	854	855	
10	LALIT MOHAN TANDI	Ambedkarite Party of India	0	956	956	
11	CHAIRMAN BAG	Independent	2	1023	1025	
12	RANJU RAIMAN	Independent	5	1982	1987	
13	None of the Above	None of the Above	1	1747	1748	
Total for AC			172	170651	170823	
State :	Odisha	AC No. & Name :	70	Kantabanji	Total no. of Scheduled Rounds :	48
SI No	Candidate Name	Party	Postal Votes	Total EVM Votes Till This Round	Total Votes	
1	AYUB KHAN	Biju Janata Dal	20	55232	55252	
2	PREMANANDA PUTEL	Communist Party of India	1	2675	2676	
3	SANTOSH SINGH SALUJA	Indian National Congress	12	51372	51384	
4	SUSHIL KUMBHAR	Bahujan Samaj Party	0	1784	1784	
5	LACHHAMAN BAG	Bharatiya Janata Party	10	30951	30961	
6	AJAY KUMAR DAS	Aam Aadmi Party	7	20326	20333	
7	JAGADISH SINGH BHOI	Bahujan Mukti Party	3	964	967	
8	TANKADHARA SAA	Indian Citizens' Party	0	698	698	
9	SATYENDRA SUNA	Aama Odisha Party	0	1206	1206	
10	ALEXANDER SENAPATI	Independent	0	694	694	
11	NANDALAL TANDI	Independent	0	533	533	
12	NISHIKANTA RANA	Independent	0	536	536	
13	BISHNU PRASAD JUED	Independent	0	727	727	
14	BHOLA PANIKA	Independent	0	3253	3253	
15	SRIKANTA MAHANANDA	Independent	0	580	580	
16	SANTOSH DEEP	Independent	0	1269	1269	
17	None of the Above	None of the Above	1	1728	1729	
Total for AC			54	174528	174582	

State	Odisha	AC No. & Name :	71	Nuapada	Total no. of Scheduled Rounds :	49
SI No	Candidate Name	Party	Postal Votes	Total EVM Votes Till This Round	Total Votes	
1	KUNTI SAHOO	Bahujan Samaj Party	1	2610	2611	
2	GHASI RAM MAJHI	Indian National Congress	64	39590	39654	
3	BASANTA KUMAR PANDA	Bharatiya Janata Party	120	55697	55817	
4	RAJENDRA DHOLAKIA	Biju Janata Dal	72	46135	46207	
5	ISWAR CHANDRA THAKUR	Aama Odisha Party	2	1921	1923	
6	PRABHAT KUMAR DHARUA	Samata Kranti Dal	0	654	654	
7	RANGADHAR MAJHI	Odisha Jan Morcha	0	1102	1102	
8	SURENDRA PRASAD PANDA	Aam Aadmi Party	2	941	943	
9	LOCHAN SINGH MAJHI	Samajwadi Party	0	924	924	
10	BHARAT DAS	Independent	1	833	834	
11	None of the Above	None of the Above	0	2426	2426	
Total for AC			262	152833	153095	
State :	Odisha	AC No. & Name :	72	Khariar	Total no. of Scheduled Rounds :	43
SI No	Candidate Name	Party	Postal Votes	Total EVM Votes Till This Round	Total Votes	
1	ADHIRAJ MOHAN PANIGRAHI	Indian National Congress	131	50276	50407	
2	DURYODHAN MAJHI	Bharatiya Janata Party	155	57378	57533	
3	SUDHIR KUMAR SAHOO	Bahujan Samaj Party	1	2037	2038	
4	LAMBODAR NIAL	Biju Janata Dal	116	47539	47655	
5	JALESWAR SUNA	Koshal Mukti Morcha	1	1028	1029	
6	DEB DEB PRASAD SINGH DEO	Odisha Jan Morcha	0	1222	1222	
7	BHRAMAR BAG	Aama Odisha Party	0	604	604	
8	SANYASHI DAS	Samajwadi Party	0	853	853	
9	KISHOR KUMAR BAG	Independent	0	512	512	
10	NIMAI CHARAN TANDI	Independent	5	1617	1622	
11	RADHESHYAM SAGAR	Independent	1	594	595	
12	SATRUGHAN BEHERA	Independent	1	901	902	
13	None of the Above	None of the Above	1	2197	2198	
Total for AC			412	166758	167170	
State :	Odisha	AC No. & Name :	73	Umarkote	Total no. of Scheduled Rounds :	31
SI No	Candidate Name	Party	Postal Votes	Total EVM Votes Till This Round	Total Votes	
1	NITYANANDA GOND	Bharatiya Janata Party	1	21350	21351	
2	JATINDRA NATH GOND	Indian National Congress	1	39977	39978	

3	SUBASH GOND	Biju Janata Dal	3	50497	50500	
4	NABIN KUMAR SANTA	Aama Odisha Party	0	6803	6803	
5	SANRAJ GOND	Odisha Jan Morcha	1	5761	5762	
6	DAMBARUDHAR MAJHI	Independent	0	2507	2507	
7	REENA MAJHI	Independent	0	4112	4112	
8	None of the Above	None of the Above	0	4930	4930	
Total for AC			6	135937	135943	
State :	Odisha	AC No. & Name :	74	Jharigam	Total no. of Scheduled Rounds :	37
SI No	Candidate Name	Party	Postal Votes	Total EVM Votes Till This Round	Total Votes	
1	ULDHAR MAJHI	Indian National Congress	1	54057	54058	
2	KUMAR PUJARI	Bharatiya Janata Party	0	14010	14010	
3	RAMESH CHANDRA MAJHI	Biju Janata Dal	2	65252	65254	
4	JALANDHAR MAJHI	Odisha Jan Morcha	0	5004	5004	
5	SHYAM SUNDAR MAJHI	Aama Odisha Party	0	7591	7591	
6	None of the Above	None of the Above	0	9498	9498	
Total for AC			3	155412	155415	
State :	Odisha	AC No. & Name :	75	Nabarangpur	Total no. of Scheduled Rounds :	39
SI No	Candidate Name	Party	Postal Votes	Total EVM Votes Till This Round	Total Votes	
1	NARASINH BHOTRA	Bahujan Samaj Party	1	2333	2334	
2	BIRENDRA PUJARI	Bharatiya Janata Party	3	13493	13496	
3	MANOHAR RANDHARI	Biju Janata Dal	18	76641	76659	
4	SADAN NAYAK	Indian National Congress	7	65263	65270	
5	DIBAKAR PUJARI	Odisha Jan Morcha	0	3195	3195	
6	LAIBAN MUDULI	Samata Kranti Dal	0	1864	1864	
7	CHANDRADHWAJA MAJHI	Independent	0	1849	1849	
8	PUSPANJALI NAYAK	Independent	1	2490	2491	
9	BHASKAR MAJHI	Independent	0	2035	2035	
10	None of the Above	None of the Above	0	3624	3624	
Total for AC			30	172787	172817	
State :	Odisha	AC No. & Name :	76	Dabugam	Total no. of Scheduled Rounds :	34
SI No	Candidate Name	Party	Postal Votes	Total EVM Votes Till This Round	Total Votes	
1	KHAGAPATI NAYAK	Bahujan Samaj Party	0	2554	2554	
2	BHUJABAL MAJHI	Indian National Congress	10	62947	62957	
3	MOTIRAM NAYAK	Biju Janata Dal	13	56847	56860	
4	SASI DHAR MAJHI	Bharatiya Janata Party	2	10851	10853	
5	GANGADHAR JANI	Odisha Jan Morcha	0	3097	3097	

6	BHAGABAN NAYAK	Samruddha Odisha	0	2147	2147	
7	LAXMI DHAR NAIK	Aama Odisha Party	2	3411	3413	
8	KUSIA MAJHI	Independent	0	4335	4335	
9	None of the Above	None of the Above	0	4696	4696	
Total for AC			27	150885	150912	
State :	Odisha	AC No. & Name :	77	Lanjigarh	Total no. of Scheduled Rounds :	41
SI No	Candidate Name	Party	Postal Votes	Total EVM Votes Till This Round	Total Votes	
1	PRADIP KUMAR DISHARI	Indian National Congress	10	40128	40138	
2	BALABHADRA MAJHI	Biju Janata Dal	82	64951	65033	
3	BIJAYA DISHARI	Bharatiya Janata Party	18	26726	26744	
4	SOBHA MAJHI	Bahujan Samaj Party	1	2044	2045	
5	KABI MAJHI	Samata Kranti Dal	0	674	674	
6	KIRAN KUMAR MAJHI	Aama Odisha Party	0	1204	1204	
7	CHANDRAMANI NAIK	Bahujan Mukti Party	0	1603	1603	
8	BISHNU CHARAN BHOI	Odisha Jan Morcha	2	1097	1099	
9	MAHENDRA KUMAR MAJHI	Samruddha Odisha	0	2094	2094	
10	SANATAN MAJHI	Communist Party of India (Marxist-Leninist) (Liberation)	0	1091	1091	
11	SURESH MAJHI	Samajwadi Party	0	1313	1313	
12	LAL BAHADUR JANI	Aam Aadmi Party	3	1768	1771	
13	None of the Above	None of the Above	1	4781	4782	
Total for AC			117	149474	149591	
State :	Odisha	AC No. & Name :	78	Junagarh	Total no. of Scheduled Rounds :	37
SI No	Candidate Name	Party	Postal Votes	Total EVM Votes Till This Round	Total Votes	
1	ANIL KUMAR SINGH DEO	Bharatiya Janata Party	70	46428	46498	
2	GOBARDHAN DASH	Indian National Congress	37	38678	38715	
3	DAMODAR BEHERA	Communist Party of India	0	4166	4166	
4	DIBYA SANKAR MISHRA	Biju Janata Dal	78	56365	56443	
5	MANMATH BENUPANI	Bahujan Samaj Party	3	1797	1800	
6	UMAKANTA TANDI	Aama Odisha Party	1	1867	1868	
7	CHINMAYA BEHERA	Aam Aadmi Party	4	1409	1413	
8	PRADEEP KUMAR PADHI	Odisha Jan Morcha	0	653	653	
9	JATISH CHANDRA MOHANTY	Samruddha Odisha	1	2143	2144	
10	RAJESH KUMAR MUND	Kalinga Sena	0	822	822	
11	SOBHABAN ROUL	Republican Party of India (A)	0	657	657	
12	SURESH CHANDAN	Bahujan Mukti Party	1	817	818	
13	HARA PRASAD BAG	Samajwadi Party	2	4729	4731	

14	SUDHANIDHI NAIK	Independent	2	1496	1498	
15	None of the Above	None of the Above	1	2746	2747	
Total for AC			200	164773	164973	
State :	Odisha	AC No. & Name :	79	Dharmgarh	Total no. of Scheduled Rounds :	38
SI No	Candidate Name	Party	Postal Votes	Total EVM Votes Till This Round	Total Votes	
1	TUSHAR RANJAN PATTJOSHI	Indian National Congress	44	33525	33569	
2	PUSPENDRA SINGH DEO	Biju Janata Dal	152	59779	59931	
3	RABINDRA PATTJOSHI	Bharatiya Janata Party	186	43587	43773	
4	SIBARAM NAIK	Bahujan Samaj Party	1	2340	2341	
5	SUSHANTA KUMAR NAIK	Communist Party of India	1	2295	2296	
6	AKRUR PRASAD SETHIA	Kalinga Sena	2	1039	1041	
7	KUBER SAHU	Samata Kranti Dal	0	895	895	
8	DIGAMBAR DURIA	Samruddha Odisha	14	9997	10011	
9	DHANUGOPAL	Samajwadi Party	20	19488	19508	
10	BISHNU PRASAD AGRAWAL	Aam Aadmi Party	7	3782	3789	
11	SHYAM SUNDAR PANDA	Aama Odisha Party	0	2092	2092	
12	None of the Above	None of the Above	4	3665	3669	
Total for AC			431	182484	182915	
State :	Odisha	AC No. & Name :	80	Bhawanipatna	Total no. of Scheduled Rounds :	36
SI No	Candidate Name	Party	Postal Votes	Total EVM Votes Till This Round	Total Votes	
1	ANAM NAIK	Biju Janata Dal	106	54719	54825	
2	CHITRASEN CHHATRIA	Bahujan Samaj Party	1	1729	1730	
3	DAYANIDHI NAIK	Bharatiya Janata Party	37	32412	32449	
4	DUSMANTA NAIK	Indian National Congress	46	43965	44011	
5	YUDHA SUNANI	Nationalist Congress Party	0	1220	1220	
6	USHA NAG	Paschimanchal Vikas Party	0	500	500	
7	KAISHAB BIHARI	Samata Kranti Dal	0	453	453	
8	DAMAYANTI MAHANAND	Aam Aadmi Party	1	728	729	
9	BAIDYA NATH BEHERA	Ambedkarite Party of India	0	985	985	
10	MANOJ NAIK	Odisha Jan Morcha	0	429	429	
11	RISHISUDAN CHHATRAPAL	Bahujan Mukti Party	4	1008	1012	
12	SARAT CHANDRA NAIK	Aama Odisha Party	7	4313	4320	
13	SURYA NARAYAN KUMAR	Samruddha Odisha	0	533	533	
14	HEMABANTI NAIK	Kalinga Sena	0	730	730	
15	LALU NIAL	Samajwadi Party	0	674	674	

16	LINGARAJ AZAD	Samajwadi Jan Parishad	0	1960	1960	
17	BAISNAB CHARAN NAIK	Independent	0	1551	1551	
18	None of the Above	None of the Above	3	1080	1083	
Total for AC			205	148989	149194	
State :	Odisha	AC No. & Name :	81	Narla	Total no. of Scheduled Rounds :	37
SI No	Candidate Name	Party	Postal Votes	Total EVM Votes Till This Round	Total Votes	
1	ARTATRANA MOHAPATRA	Bharatiya Janata Party	12	31797	31809	
2	GOURA CHANDRA SETH	Bahujan Samaj Party	0	1633	1633	
3	JAGANNATH PATTNAYAK	Indian National Congress	8	41007	41015	
4	DHANESWAR MAJHI	Biju Janata Dal	56	56727	56783	
5	UDHABA SAHU	Communist Party of India (Marxist-Leninist) (Liberation)	0	854	854	
6	UMESH CHANDRA SAHU	Samajwadi Party	0	462	462	
7	DEBARAJ SAHU	Samruddha Odisha	0	593	593	
8	BAIDYANATH MISHRA	Kosal Kranti Dal	0	949	949	
9	BHISMA CHANDRA SAHU	Paschimanchal Vikas Party	1	848	849	
10	MANOJ KUMAR PATTANAYAK	Aama Odisha Party	1	1145	1146	
11	MAHENDRA DHANGADA MAJHI	Bahujan Mukti Party	0	623	623	
12	P. SHANKAR REDDI	Kalinga Sena	0	782	782	
13	HEMANTA KUMAR DAS	Samata Kranti Dal	1	2146	2147	
14	LAXMI GOUDIA	Odisha Jan Morcha	0	2144	2144	
15	LAXMINARAYAN PANDA	Aam Aadmi Party	3	1449	1452	
16	ARJUN SAHOO	Independent	0	2446	2446	
17	ASHAKARI NAG	Independent	1	1680	1681	
18	UCHHABA SAHU	Independent	0	648	648	
19	DEBENDRA NAYAK	Independent	0	858	858	
20	PRAVAKAR NAG	Independent	0	1039	1039	
21	None of the Above	None of the Above	0	583	583	
Total for AC			83	150413	150496	
State :	Odisha	AC No. & Name :	82	Baliguda	Total no. of Scheduled Rounds :	28
SI No	Candidate Name	Party	Postal Votes	Total EVM Votes Till This Round	Total Votes	
1	KARENDRA MAJHI	Bharatiya Janata Party	5	18098	18103	
2	KLESA PRADHAN	Indian National Congress	4	34906	34910	
3	NABAGHANA KARJIMAJHI	Bahujan Samaj Party	0	2718	2718	
4	RAJIB PATRA	Biju Janata Dal	8	37598	37606	

5	DUKHISHYAM MUTHAMAJHI	Aama Odisha Party	0	1582	1582	
6	BIJESWAR MALLICK	Odisha Jan Morcha	0	1426	1426	
7	DEBENDRA KANHAR	Independent	0	1429	1429	
8	MINATI MALLICK	Independent	0	1314	1314	
9	None of the Above	None of the Above	0	1856	1856	
Total for AC			17	100927	100944	
State :	Odisha	AC No. & Name :	83	G. Udayagiri	Total no. of Scheduled Rounds :	35
SI No	Candidate Name	Party	Postal Votes	Total EVM Votes Till This Round	Total Votes	
1	PRADEEP KUMAR PRADHAN	Biju Janata Dal	4	38665	38669	
2	MANAGOBINDA PRADHAN	Bharatiya Janata Party	14	27281	27295	
3	MENAKA PRADHAN	Nationalist Congress Party	0	1867	1867	
4	JACOB PRADHAN	Indian National Congress	0	48958	48958	
5	PRADEEP KUMAR MALLICK	Aama Odisha Party	0	3205	3205	
6	SANJAYA KUMAR PRADHAN	Independent	0	1156	1156	
7	None of the Above	None of the Above	0	1790	1790	
Total for AC			18	122922	122940	
State :	Odisha	AC No. & Name :	84	Phulbani	Total no. of Scheduled Rounds :	33
SI No	Candidate Name	Party	Postal Votes	Total EVM Votes Till This Round	Total Votes	
1	DUGUNI KANHAR	Biju Janata Dal	48	58225	58273	
2	DEBANARAYAN PRADHAN	Bharatiya Janata Party	48	32430	32478	
3	SUDARSAN KANHAR	Indian National Congress	10	21500	21510	
4	HAREKRISHNA MALLICK	Bahujan Samaj Party	0	1535	1535	
5	ANANTA KANHAR	Kalinga Sena	0	3133	3133	
6	UMESH PRASAD PATRA	Aam Aadmi Party	0	1288	1288	
7	DURGAMADHAB KANHAR	Aama Odisha Party	0	2203	2203	
8	PURUSOTTAM KANHAR	Odisha Jan Morcha	0	1235	1235	
9	JALANDHAR KANHAR	Independent	1	1682	1683	
10	None of the Above	None of the Above	0	1584	1584	
Total for AC			107	124815	124922	
State :	Odisha	AC No. & Name :	85	Kantamal	Total no. of Scheduled Rounds :	30
SI No	Candidate Name	Party	Postal Votes	Total EVM Votes Till This Round	Total Votes	
1	MAHIDHAR RANA	Biju Janata Dal	24	49178	49202	

2	RAMESH CHANDRA DEHURIA	Bahujan Samaj Party	0	845	845	
3	SUDHANSU DANGA	Bharatiya Janata Party	0	9336	9336	
4	HARINARAYAN PRADHAN	Indian National Congress	13	23823	23836	
5	ADITYA PRADHAN	Proutist Bloc, India	0	2791	2791	
6	DOLAMANI PRADHAN	Kosal Kranti Dal	0	1630	1630	
7	BISHNUPRIYA PANDA	Paschimanchal Vikas Party	0	868	868	
8	RAJEEB KUMAR NAYAK	Aam Aadmi Party	1	847	848	
9	SANDIP KUMAR MEHER	Odisha Jan Morcha	0	697	697	
10	KANHAI CHARANA DANGA	Independent	8	23680	23688	
11	SUSHIL KUMBHAR	Independent	0	563	563	
12	None of the Above	None of the Above	1	1131	1132	
Total for AC			47	115389	115436	
State :	Odisha	AC No. & Name :	86	Boudh	Total no. of Scheduled Rounds :	27
SI No	Candidate Name	Party	Postal Votes	Total EVM Votes Till This Round	Total Votes	
1	ABAKASH SAHOO	Communist Party of India	2	1263	1265	
2	GANGADHARA HANSA	Bahujan Samaj Party	0	421	421	
3	PRADIP KUMAR AMAT	Biju Janata Dal	182	54436	54618	
4	SUSANTA KUMAR PRADHAN	Indian National Congress	99	43371	43470	
5	SURYA NARAYAN MAHAPATRA	Bharatiya Janata Party	9	8588	8597	
6	SASTA KUMAR PUROHIT	Indian Citizens' Party	0	564	564	
7	SAMARESH MISHRA	Aam Aadmi Party	0	571	571	
8	SANA PRADHAN	Paschimanchal Vikas Party	0	498	498	
9	BANAMALI BHABASAGARA	Independent	0	475	475	
10	BIJAYA KUMAR BEHERA	Independent	0	492	492	
11	LAKSHMAN BEHERA	Independent	0	432	432	
12	None of the Above	None of the Above	1	945	946	
Total for AC			293	112056	112349	
State :	Odisha	AC No. & Name :	87	Baramba	Total no. of Scheduled Rounds :	44
SI No	Candidate Name	Party	Postal Votes	Total EVM Votes Till This Round	Total Votes	
1	DEBIPRASAD MISHRA	Biju Janata Dal	107	91665	91772	
2	BIBHUDATTA PATTANAİK	Bharatiya Janata Party	14	14212	14226	
3	LAXMI DEVI	Indian National Congress	16	23745	23761	
4	DEVI PRASAD PATTANAİK	Samruddha Odisha	0	1162	1162	

5	SUBAS KUMAR SAHOO	Aama Odisha Party	0	924	924	
6	SUSANTA KUMAR JENA	Aam Aadmi Party	0	630	630	
7	DILLIP KUMAR KHATUA	Independent	0	1889	1889	
8	NITYANANDA KHATUA	Independent	0	3163	3163	
9	MANOJ KUMAR PANDA	Independent	0	444	444	
10	SURYA KISHORE MOHANTY	Independent	18	17182	17200	
11	LAXMIDHAR SAHOO	Independent	0	409	409	
12	None of the Above	None of the Above	3	1918	1921	
Total for AC			158	157343	157501	
State :	Odisha	AC No. & Name :	88	Banki	Total no. of Scheduled Rounds :	33
SI No	Candidate Name	Party	Postal Votes	Total EVM Votes Till This Round	Total Votes	
1	AJAYA KUMAR SWAIN	Bharatiya Janata Party	9	8663	8672	
2	PRAVATA KUMAR TRIPATHY	Biju Janata Dal	177	85632	85809	
3	RABINDRA KUMAR MALLICK	Indian National Congress	42	42009	42051	
4	KAMALAKANTA PRAHARAJ	Aama Odisha Party	0	1037	1037	
5	NARENDRA KUMAR MOHARANA	All India Trinamool Congress	0	281	281	
6	RITANJALI SAMAL	Aam Aadmi Party	1	1336	1337	
7	UTKALMANI MANTRY	Independent	0	326	326	
8	BIRANCHI KUMAR MOHARANA	Independent	0	700	700	
9	JAJATI KESARI PATTANAYAK	Independent	0	438	438	
10	SUBHRANSU MOHAN PADHI	Independent	5	4251	4256	
11	HEMANT DEVATA	Independent	0	300	300	
12	None of the Above	None of the Above	2	986	988	
Total for AC			236	145959	146195	
State :	Odisha	AC No. & Name :	89	Athagarh	Total no. of Scheduled Rounds :	37
SI No	Candidate Name	Party	Postal Votes	Total EVM Votes Till This Round	Total Votes	
1	BICHITRANANDA MUDULI	Indian National Congress	25	34093	34118	
2	BISWA SUNDAR MISHRA	Bharatiya Janata Party	10	7122	7132	
3	RANENDRA PRATAP SWAIN	Biju Janata Dal	171	102434	102605	
4	BIKASH CHANDRA PANDA	Aama Odisha Party	1	1289	1290	
5	SHANKARSHAN MOHANTY	Odisha Jan Morcha	0	495	495	
6	None of the Above	None of the Above	3	1569	1572	
Total for AC			210	147002	147212	

State :	Odisha	AC No. & Name :	90	Barabati-Cuttack	Total no. of Scheduled Rounds :	19
SI No	Candidate Name	Party	Postal Votes	Total EVM Votes Till This Round	Total Votes	
1	DEBASHISH SAMANTARAY	Biju Janata Dal	44	57589	57633	
2	PRADEEP SWAIN	Bharatiya Janata Party	8	20544	20552	
3	MOHAMMED MOQUIM	Indian National Congress	26	43309	43335	
4	SYED SAIF ALI	Bahujan Samaj Party	0	274	274	
5	PRATAP CHANDRA MISHRA	SOCIALIST UNITY CENTRE OF INDIA (COMMUNIST)	0	207	207	
6	SHAIKH MUNTAQEEM BUKSH	Aam Aadmi Party	2	1010	1012	
7	MD. WAHID SHAKEEL	Aama Odisha Party	0	771	771	
8	BIPIN BIHARI SAHOO	Independent	0	125	125	
9	RAMARAMAN SARANGI	Independent	3	674	677	
10	None of the Above	None of the Above	1	1237	1238	
Total for AC			84	125740	125824	
State :	Odisha	AC No. & Name :	91	Choudwar-Cuttack	Total no. of Scheduled Rounds :	21
SI No	Candidate Name	Party	Postal Votes	Total EVM Votes Till This Round	Total Votes	
1	NAYAN KISHORE MOHANTY	Bharatiya Janata Party	21	24630	24651	
2	PRAVAT RANJAN BISWAL	Biju Janata Dal	75	70805	70880	
3	BIJAY KUMAR SAMAL	Bahujan Samaj Party	0	509	509	
4	SURESH MOHAPATRA	Indian National Congress	15	29480	29495	
5	GANESH KUMAR TRIPATHY	SOCIALIST UNITY CENTRE OF INDIA (COMMUNIST)	0	503	503	
6	BICHITRANANDA ROURAY	Aam Aadmi Party	1	859	860	
7	SRIRAM PANDEY	Aama Odisha Party	1	1167	1168	
8	JINES DAS	Independent	0	745	745	
9	None of the Above	None of the Above	0	1365	1365	
Total for AC			113	130063	130176	
State :	Odisha	AC No. & Name :	92	Niali	Total no. of Scheduled Rounds :	22
SI No	Candidate Name	Party	Postal Votes	Total EVM Votes Till This Round	Total Votes	
1	CHHABI MALIK	Indian National Congress	93	62217.00	62310	
2	PRAMOD KUMAR MALLICK	Biju Janata Dal	125	87994	88119	
3	SASMITA MALLCIK	Bahujan Samaj Party	1	775	776	

4	SUSHANTA KUMAR MALLICK	Bharatiya Janata Party	13	11818.00	11831	
5	RINABALA DAS	Odisha Jan Morcha	0	627	627	
6	SANATAN MALICK	Aama Odisha Party	1	669	670	
7	None of the Above	None of the Above	1	1072	1073	
Total for AC			234	165172	165406	
State :	Odisha	AC No. & Name :	93	Cuttack Sadar	Total no. of Scheduled Rounds :	18
SI No	Candidate Name	Party	Postal Votes	Total EVM Votes Till This Round	Total Votes	
1	CHANDRA SKHAR SAMAL	Indian National Congress	22	18249	18271	
2	CHANDRA SARATHI BEHERA	Biju Janata Dal	92	71155	71247	
3	DILIP KUMAR MALLICK	Bharatiya Janata Party	52	45404	45456	
4	MINAKHI DAS	Bahujan Samaj Party	0	612	612	
5	PRANAKRUSHNA BHOI	Aam Aadmi Party	5	578	583	
6	BIRENDRA KUMAR SAMAL	All India Trinamool Congress	0	311	311	
7	MANAS RANJAN KHATUA	Aama Odisha Party	0	975	975	
8	RAJAKISHORE MALLIK	SOCIALIST UNITY CENTRE OF INDIA (COMMUNIST)	1	540	541	
9	HARI GOCHHAYAT	Samruddha Odisha	0	199	199	
10	BILASA MALLIK	Independent	0	705	705	
11	None of the Above	None of the Above	1	955	956	
Total for AC			173	139683	139856	
State :	Odisha	AC No. & Name :	94	Salipur	Total no. of Scheduled Rounds :	25
SI No	Candidate Name	Party	Postal Votes	Total EVM Votes Till This Round	Total Votes	
1	PRAKASH CHANDRA BEHERA	Indian National Congress	74	78269	78343	
2	PRASANTA BEHERA	Biju Janata Dal	86	76140	76226	
3	BADRINARAYAN DASH	Communist Party of India (Marxist)	0	2834	2834	
4	JASOBANTA JENA	Bahujan Samaj Party	0	523	523	
5	CHOUDHURY HEMANTA KUMAR SAHU	Bharatiya Janata Party	7	7705	7712	
6	SK.ASFAQUE ALI	Aam Aadmi Party	1	355	356	
7	BIJAN SATAPATHY	Aama Odisha Party	1	678	679	
8	SUVESH RANJAN PARIDA	Independent	0	309	309	
9	SANJAY KUMAR LENKA	Independent	0	315	315	
10	None of the Above	None of the Above	2	948	950	
Total for AC			171	168076	168247	
State :	Odisha	AC No. & Name :	95	Mahanga	Total no. of Scheduled Rounds :	21

SI No	Candidate Name	Party	Postal Votes	Total EVM Votes Till This Round	Total Votes	
1	PRATAP JENA	Biju Janata Dal	285	89246	89531	
2	SK. MATLUB ALI	Indian National Congress	43	22254	22297	
3	RAKHI AGARWAL	Communist Party of India	0	855	855	
4	SAMIR KUMAR SAMAL	Bharatiya Janata Party	13	3559	3572	
5	LAXMIDHAR JENA	Bahujan Samaj Party	0	443	443	
6	AMAR NAYAK	Odisha Jan Morcha	0	343	343	
7	BHASKAR CHANDRA SWAIN	Aam Aadmi Party	6	630	636	
8	LAXMIPRIYA SAHOO	Samata Kranti Dal	0	244	244	
9	MIHIR RANJAN JENA	Independent	1	809	810	
10	SARADA PRASAD PADHAN	Independent	111	61546	61657	
11	None of the Above	None of the Above	1	1073	1074	
Total for AC			460	181002	181462	
State :	Odisha	AC No. & Name :	96	Patkura	Total no. of Scheduled Rounds :	44
SI No	Candidate Name	Party	Postal Votes	Total EVM Votes Till This Round	Total Votes	
1	SK AHESAN ALI	Bahujan Samaj Party	0	2737	2737	
2	JAYANTA KUMAR MOHANTY	Indian National Congress	47	42091	42138	
3	BED PRAKASH AGARWALLA	Biju Janata Dal	66	89787	89853	
4	MANAS RANJAN MOHANTY	Bharatiya Janata Party	26	21562	21588	
5	AMIYA RANJAN SAHOO	Odisha Jan Morcha	0	288	288	
6	BANAMBER SAHOO	Aam Aadmi Party	1	548	549	
7	SATYAJIT ROUT	Indian Citizens' Party	0	358	358	
8	LELIN LENKA	All India Trinamool Congress	0	283	283	
9	ANNADA PRASAD ROUTRAY	Independent	0	351	351	
10	PRADEEP KUMAR DASH	Independent	0	207	207	
11	None of the Above	None of the Above	0	908	908	
Total for AC			140	159120	159260	
State :	Odisha	AC No. & Name :	97	Kendrapara	Total no. of Scheduled Rounds :	35
SI No	Candidate Name	Party	Postal Votes	Total EVM Votes Till This Round	Total Votes	
1	AKSHAYA KUMAR MALIK	Bahujan Samaj Party	0	1645	1645	
2	KISHORE CHANDRA TARAI	Biju Janata Dal	63	64974	65037	
3	GANESWAR BEHERA	Indian National Congress	116	59490	59606	
4	SUNAKAR BEHERA	Bharatiya Janata Party	14	9967	9981	

5	JAGANNATH SETHI	Aama Odisha Party	0	729	729	
6	BABAJI CHARAN MALIK	Communist Party of India (Marxist-Leninist) (Liberation)	0	372	372	
7	BIJAN KUMAR MALLIK	Aam Aadmi Party	1	359	360	
8	RABINDRA SETHI	Independent	0	171	171	
9	None of the Above	None of the Above	1	681	682	
Total for AC			195	138388	138583	
State :	Odisha	AC No. & Name :	98	Aul	Total no. of Scheduled Rounds :	46
SI No	Candidate Name	Party	Postal Votes	Total EVM Votes Till This Round	Total Votes	
1	DEVENDRA SHARMA	Indian National Congress	209	81045	81254	
2	PRATAP KESHARI DEB	Biju Janata Dal	103	77648	77751	
3	BIRABARA JENA	Bahujan Samaj Party	0	726	726	
4	BRAJA SUNDAR BHUYAN	Bharatiya Janata Party	7	3907	3914	
5	ABANI DAS	SOCIALIST UNITY CENTRE OF INDIA (COMMUNIST)	0	342	342	
6	AKSHAYA KUMAR KARAN	Odisha Jan Morcha	1	164	165	
7	PRAMILA SAMAL	Aama Odisha Party	0	264	264	
8	BIDHAN CHANDRA DAS	Communist Party of India (Marxist-Leninist) (Liberation)	0	335	335	
9	SOUMYA RANJAN DHAL	Aam Aadmi Party	4	244	248	
10	None of the Above	None of the Above	0	1153	1153	
Total for AC			324	165828	166152	
State :	Odisha	AC No. & Name :	99	Rajanagar	Total no. of Scheduled Rounds :	40
SI No	Candidate Name	Party	Postal Votes	Total EVM Votes Till This Round	Total Votes	
1	ANSHUMAN MOHANTY	Indian National Congress	176	76630	76806	
2	DHRUBA CH. SAHOO	Biju Janata Dal	63	71314	71377	
3	JNANDEV BEURA	Bharatiya Janata Party	9	6623	6632	
4	KAILAS MOHANTY	Odisha Jan Morcha	0	427	427	
5	SURENDRANATH MOHANTY	Kalinga Sena	0	529	529	
6	None of the Above	None of the Above	0	976	976	
Total for AC			248	156499	156747	
State :	Odisha	AC No. & Name :	100	Mahakalapada	Total no. of Scheduled Rounds :	39
SI No	Candidate Name	Party	Postal Votes	Total EVM Votes Till This Round	Total Votes	
1	ATANU SABYASACHI NAYAK	Biju Janata Dal	102	80948	81050	

2	GOLEKHA NAURY	Communist Party of India	0	744	744	
3	BALARAM PARIDA	Indian National Congress	60	26941	27001	
4	BIJOY MOHAPATRA	Bharatiya Janata Party	171	57633	57804	
5	RANJAN KUMAR MALLIK	Bahujan Samaj Party	2	1069	1071	
6	NALINIKANTA BEHERA	Kalinga Sena	0	486	486	
7	BABRUBAHAN ROUTRAY	Aam Aadmi Party	1	413	414	
8	SIKHANSU LENKA	All India Trinamool Congress	0	351	351	
9	BIKRAM KESHARI ROUTRAY	Independent	0	179	179	
10	SIBA PRASAD SINGH	Independent	1	560	561	
11	None of the Above	None of the Above	0	532	532	
Total for AC			337	169856	170193	
State :	Odisha	AC No. & Name :	101	Paradeep	Total no. of Scheduled Rounds :	33
SI No	Candidate Name	Party	Postal Votes	Total EVM Votes Till This Round	Total Votes	
1	ARINDAM SARKHEL	Indian National Congress	18	46588	46606	
2	JINMAYEE SAHANI	Communist Party of India	1	2275	2276	
3	DAMODAR ROUT	Biju Janata Dal	31	85175	85206	
4	DIPTIREKHA NAYAK	Bharatiya Janata Party	0	5832	5832	
5	MANOJ PATRA	Bahujan Samaj Party	2	1125	1127	
6	KAPILA CHARAN JENA	Kalinga Sena	0	258	258	
7	BIMALA CHANDRA PATTNAYAK	Samata Kranti Dal	0	620	620	
8	MATHURANANDA DAS	Aam Aadmi Party	0	1032	1032	
9	RASHMI RANJAN SAMAL	Odisha Jan Morcha	0	172	172	
10	None of the Above	None of the Above	0	926	926	
Total for AC			52	144003	144055	
State :	Odisha	AC No. & Name :	102	Tirtol	Total no. of Scheduled Rounds :	37
SI No	Candidate Name	Party	Postal Votes	Total EVM Votes Till This Round	Total Votes	
1	RAMAKANTA BHOI	Bharatiya Janata Party	4	14512	14516	
2	RAJKISHORE BEHERA	Indian National Congress	44	53461	53505	
3	RAJASHREE MALLICK	Biju Janata Dal	96	88857	88953	
4	SUKANTA KUMAR BHOI	Bahujan Samaj Party	0	1071	1071	
5	PRAMODINI SETHY	Aam Aadmi Party	1	977	978	
6	BIJAYA KUMAR SETHI	Kalinga Sena	0	505	505	
7	JASOBANTA BHOI	Odisha Jan Morcha	0	404	404	
8	None of the Above	None of the Above	1	1202	1203	
Total for AC			146	160989	161135	

State :	Odisha	AC No. & Name :	103	Balikuda-Ersama	Total no. of Scheduled Rounds :	44
SI No	Candidate Name	Party	Postal Votes	Total EVM Votes Till This Round	Total Votes	
1	ABHIJIT SAHOO	Communist Party of India	3	5257	5260	
2	CHITTA RANJAN KANSA	Bharatiya Janata Party	2	3722	3724	
3	PRASANTA KUMAR MUDULI	Biju Janata Dal	75	69260	69335	
4	BIBHUTI BHUSAN MAJHI	Bahujan Samaj Party	1	986	987	
5	LALATENDU MOHAPATRA	Indian National Congress	36	39945	39981	
6	AKSHYA KUMAR SWAIN	Aam Aadmi Party	0	685	685	
7	KHIROD KUMAR SWAIN	Kalinga Sena	0	5186	5186	
8	RAGHUNANDAN DAS	Independent	65	32070	32135	
9	SARADA PRASAN JENA	Independent	7	23941	23948	
10	None of the Above	None of the Above	0	654	654	
Total for AC			189	181706	181895	
State :	Odisha	AC No. & Name :	104	Jagatsinghpur	Total no. of Scheduled Rounds :	34
SI No	Candidate Name	Party	Postal Votes	Total EVM Votes Till This Round	Total Votes	
1	CHIRANJIB BISWAL	Indian National Congress	103	66964	67067	
2	PRATAP KUMAR MISHRA	Bharatiya Janata Party	5	7053	7058	
3	BISHNU CHARAN DAS	Biju Janata Dal	119	64060	64179	
4	RAJESH KUMAR GOCHHAYAT	Bahujan Samaj Party	0	496	496	
5	DEBI PRASAD MOHARANA	Aam Aadmi Party	0	376	376	
6	SISIR KUMAR SWAIN	Aama Odisha Party	0	488	488	
7	SK IMAM UDDIN	Independent	2	5403	5405	
8	BIRENDRA KUMAR BISWAL	Independent	0	276	276	
9	SATYABRATA MOHAPATRA	Independent	6	8838	8844	
10	None of the Above	None of the Above	2	566	568	
Total for AC			237	154520	154757	
State :	Odisha	AC No. & Name :	105	Kakatpur	Total no. of Scheduled Rounds :	39
SI No	Candidate Name	Party	Postal Votes	Total EVM Votes Till This Round	Total Votes	
1	KAMAL KUMAR BEHERA	Communist Party of India	0	3609	3609	
2	TUSHARKANTI BEHERA	Bharatiya Janata Party	17	12076	12093	
3	RABINDRA KUMAR SETHY	Indian National Congress	36	48897	48933	
4	SURENDRA SETHI	Biju Janata Dal	92	89871	89963	
5	MADHAB MALLIK	Odisha Jan Morcha	0	513	513	

6	SANJAY KUMAR KANDI	Communist Party of India (Marxist-Leninist) (Liberation)	0	722	722	
7	None of the Above	None of the Above	5	833	838	
Total for AC			150	156521	156671	
State :	Odisha	AC No. & Name :	106	Nimapara	Total no. of Scheduled Rounds :	40
SI No	Candidate Name	Party	Postal Votes	Total EVM Votes Till This Round	Total Votes	
1	DEBENDRA NATH SAHOO	Communist Party of India	1	1326	1327	
2	PRAVATI PARIDA	Bharatiya Janata Party	49	57272	57321	
3	BISWARANJAN MOHANTY	Indian National Congress	14	20734	20748	
4	SAMIR RANJAN DASH	Biju Janata Dal	98	86860	86958	
5	PRAFULLA CHANDRA MISHRA	Aam Aadmi Party	2	690	692	
6	SANTOSH KUMAR KUNDA	Kalinga Sena	0	273	273	
7	SAMIR RANJAN SAMANTARAY	Independent	4	244	248	
8	SUDHIR CHARAN MOHANTY	Independent	0	312	312	
9	None of the Above	None of the Above	0	571	571	
Total for AC			168	168282	168450	
State :	Odisha	AC No. & Name :	107	Puri	Total no. of Scheduled Rounds :	33
SI No	Candidate Name	Party	Postal Votes	Total EVM Votes Till This Round	Total Votes	
1	UMA BALLAV RATH	Indian National Congress	68	41971	42039	
2	KRUSHNA CHANDRA PANDA	Bharatiya Janata Party	18	17542	17560	
3	BASANTI BHOI	Bahujan Samaj Party	2	919	921	
4	MAHESWAR MOHANTY	Biju Janata Dal	134	76626	76760	
5	ADITYA HRUDAY MISHRA	Aam Aadmi Party	4	1054	1058	
6	NRUSINGHA CHARAN DAS	All India Trinamool Congress	1	347	348	
7	SRIDHAR MISHRA	Aama Odisha Party	1	579	580	
8	SURENDRANATH DASH	Samata Kranti Dal	7	2497	2504	
9	RAMA CHANDRA PRADHAN	Independent	1	330	331	
10	None of the Above	None of the Above	3	1523	1526	
Total for AC			239	143388	143627	
State :	Odisha	AC No. & Name :	108	Bramhagiri	Total no. of Scheduled Rounds :	38
SI No	Candidate Name	Party	Postal Votes	Total EVM Votes Till This Round	Total Votes	

1	DEBENDRANATH TAREI	Bharatiya Janata Party	3	3274	3277	
2	MANGARAJ DAS	Bahujan Samaj Party	0	736	736	
3	SANJAY KUMAR DAS BURMA	Biju Janata Dal	282	78393	78675	
4	LALATENDU BIDYADHAR MOHAPATRA	Indian National Congress	258	77076	77334	
5	SUBHASHREE BISWAL	Odisha Jan Morcha	0	511	511	
6	SANJAY DAS	Independent	5	310	315	
7	SUSANTA KUMAR DAS	Independent	0	249	249	
8	None of the Above	None of the Above	2	544	546	
Total for AC			550	161093	161643	
State :	Odisha	AC No. & Name :	109	Satyabadi	Total no. of Scheduled Rounds :	36
SI No	Candidate Name	Party	Postal Votes	Total EVM Votes Till This Round	Total Votes	
1	JITENDRA KUMAR SAHOO	Bahujan Samaj Party	0	1062	1062	
2	PRASAD KUMAR HARICHANDAN	Indian National Congress	31	25874	25905	
3	BISWANATH RATH	Bharatiya Janata Party	10	5540	5550	
4	RAMA RANJAN BALIARSINGH	Biju Janata Dal	59	46728	46787	
5	MRUTYUNJAYA BADAJENA	Communist Party of India (Marxist-Leninist) (Liberation)	0	758	758	
6	UMAKANTA SAMANTRAY	Independent	44	48275	48319	
7	OM PRAKASH MISHRA	Independent	3	15065	15068	
8	None of the Above	None of the Above	1	682	683	
Total for AC			148	143984	144132	
State	Odisha	AC No. & Name	110	Pipili	Total no. of Scheduled Rounds	38
SI No	Candidate Name	Party	Postal Votes	Total EVM Votes Till This Round	Total Votes	
1	PRADEEP MAHARATHY	Biju Janata Dal	40	82510	82550	
2	PRAFULLA PRASAD GAJENDRA	Bharatiya Janata Party	8	7648	7656	
3	JUDHISTIR SAMANTARAY	Indian National Congress	15	49061	49076	
4	SATYAPRIYA BEHERA	Communist Party of India (Marxist-Leninist) (Liberation)	1	1781	1782	
5	SUBASH BARAL	SOCIALIST UNITY CENTRE OF INDIA (COMMUNIST)	1	992	993	
6	ASHRIT PATTANAYAK	Independent	21	17979	18000	
7	None of the Above	None of the Above	1	1219	1220	
Total for AC			87	161190	161277	
State :	Odisha	AC No. & Name :	111	Jayadev	Total no. of Scheduled Rounds :	31

SI No	Candidate Name	Party	Postal Votes	Total EVM Votes Till This Round	Total Votes	
1	DIBAKAR DAS	Bahujan Samaj Party	0	1105	1105	
2	BASANTA KUMAR NAYAK	Bharatiya Janata Party	3	20004	20007	
3	BENUDHAR BHOI	Indian National Congress	5	28681	28686	
4	SASHI BHUSAN BEHERA	Biju Janata Dal	14	69623	69637	
5	PRAFULLA CHANDRA BEHERA	Aam Aadmi Party	1	949	950	
6	BIJAY KUMAR BHOI	Samajwadi Party	0	375	375	
7	BISHNU CHARAN MALIK	All India Trinamool Congress	0	352	352	
8	SATYA PRIYA BEHERA	Independent	0	669	669	
9	None of the Above	None of the Above	0	1138	1138	
Total for AC			23	122896	122919	
State :	Odisha	AC No. & Name :	112	Bhubaneswar Central (Madhya)	Total no. of Scheduled Rounds :	23
SI No	Candidate Name	Party	Postal Votes	Total EVM Votes Till This Round	Total Votes	
1	JAGANNATH PRADHAN	Bharatiya Janata Party	27	27691	27718	
2	BIJAYA KUMAR MOHANTY	Biju Janata Dal	69	50038	50107	
3	SHUVENDU MOHANTY	Indian National Congress	9	11420	11429	
4	ANITA MANJARI SAMAL	Socialist Workers Party	0	99	99	
5	GITANJALI BAKSHI	Aama Odisha Party	1	709	710	
6	JAYADARSHI NAYAK	Odisha Jan Morcha	0	180	180	
7	DEBI PRASAD PRUSTI	All India Forward Bloc	0	220	220	
8	PITAMBAR BHUYAN	Proutist Bloc, India	0	71	71	
9	RANJAN KUMAR DAS	Aam Aadmi Party	2	1249	1251	
10	SIKHARA BHOI	Communist Party of India (Marxist-Leninist) Red Star	1	40	41	
11	SUDARSHAN PRADHAN	Samajwadi Party	0	55	55	
12	SANGRAM KESHARI PATTNAYAK	All India Trinamool Congress	0	62	62	
13	LALIT MOHAN PATNAIK	Samata Kranti Dal	0	112	112	
14	SUBASH CHANDRA CHAU PATTNAYAK	Independent	0	82	82	
15	HARIHARA DEO	Independent	0	139	139	
16	None of the Above	None of the Above	3	1006	1009	
Total for AC			112	93173	93285	
State :	Odisha	AC No. & Name :	113	Bhubaneswar North (Uttar)	Total no. of Scheduled Rounds :	37
SI No	Candidate Name	Party	Postal Votes	Total EVM Votes Till This Round	Total Votes	
1	DILLIP MOHANTY	Bharatiya Janata Party	14	24957	24971	

2	PRIYADARSHI MISHRA	Biju Janata Dal	30	73698	73728	
3	MANORANJAN DASH	Indian National Congress	5	8218	8223	
4	NARENDRA PANDA	Kalinga Sena	0	229	229	
5	BIKEKANANDA PATRA	All India Trinamool Congress	0	213	213	
6	MAHENDRA KUMAR PARIDA	Communist Party of India (Marxist-Leninist) (Liberation)	0	251	251	
7	RAJALAXMI NAYAK	Communist Party of India (Marxist-Leninist) Red Star	0	155	155	
8	SUBHAS CHANDRA PARIDA	Aama Odisha Party	0	1030	1030	
9	SUBHASH CHANDRA DASH	Samajwadi Party	0	176	176	
10	SWARNA LATA PATTNAIK	Aam Aadmi Party	0	1513	1513	
11	HRUSIKESH SADANGI	Proutist Bloc, India	0	86	86	
12	RABINDRA KUMAR PATRA	Independent	0	120	120	
13	SWAMI SAMPURNANANDA SARASWATI	Independent	0	246	246	
14	None of the Above	None of the Above	1	1150	1151	
Total for AC			50	112042	112092	
State :	Odisha	AC No. & Name :	114	Ekamra-Bhubaneswar	Total no. of Scheduled Rounds :	34
SI No	Candidate Name	Party	Postal Votes	Total EVM Votes Till This Round	Total Votes	
1	AMIYA DASH	Bharatiya Janata Party	28	29872	29900	
2	ASHOK CHANDRA PANDA	Biju Janata Dal	55	66321	66376	
3	SHIVANANDA RAY	Indian National Congress	3	8145	8148	
4	SUBRAT SAMAL	Bahujan Samaj Party	0	443	443	
5	SURA JENA	Communist Party of India	0	562	562	
6	KHAGESWAR BAL	Proutist Bloc, India	0	69	69	
7	JAGATJIT PADHI	Socialist Workers Party	0	41	41	
8	DEBI PRASAD MISHRA	Aam Aadmi Party	1	1082	1083	
9	BIJAY BARIK	Communist Party of India (Marxist-Leninist) Red Star	0	80	80	
10	RABI MAHARANA	Odisha Jan Morcha	0	147	147	
11	RABINDRA NATH DASH	Communist Party of India (Marxist-Leninist) (Liberation)	0	90	90	
12	SURYA NARAYAN GOUDA	Samruddha Odisha	0	147	147	

13	SONALI DAKUA	Samajwadi Party	0	186	186	
14	SAUDAMINI DASH	Samata Kranti Dal	0	145	145	
15	SUNJOY HANS	Aama Odisha Party	4	919	923	
16	CHHABINDRA JENA	Independent	0	329	329	
17	GYANENDRA MOHANTY	Independent	0	631	631	
18	RASHMI MOHAPATRA	Independent	2	3823	3825	
19	SHYAM SUNDAR BHOI	Independent	0	150	150	
20	SURENDRA KUMAR RAUT	Independent	0	239	239	
21	None of the Above	None of the Above	1	1203	1204	
Total for AC			94	114624	114718	
State :	Odisha	AC No. & Name :	115	Jatani	Total no. of Scheduled Rounds :	35
SI No	Candidate Name	Party	Postal Votes	Total EVM Votes Till This Round	Total Votes	
1	BHAGIRATHI BADAJENA	Biju Janata Dal	15	60961	60976	
2	MOHIT RANJAN BEHERA	Bahujan Samaj Party	0	932	932	
3	SUDIPTA KUMAR RAY	Bharatiya Janata Party	7	17078	17085	
4	SURESH KUMAR ROUTRAY	Indian National Congress	10	55219	55229	
5	NAMITA PAL	Aama Odisha Party	0	1011	1011	
6	ASHOK KUMAR SUNDARAY	Independent	0	908	908	
7	SHANKARSHNA NAYAK	Independent	0	2215	2215	
8	SANGRAM KESHARI RAUTARAY	Independent	0	5549	5549	
9	None of the Above	None of the Above	2	1562	1564	
Total for AC			34	145435	145469	
State :	Odisha	AC No. & Name :	116	Begunia	Total no. of Scheduled Rounds :	33
SI No	Candidate Name	Party	Postal Votes	Total EVM Votes Till This Round	Total Votes	
1	DEBASIS PATNAIK	Indian National Congress	1	20688	20689	
2	PRASANTA KUMAR JAGADEV	Biju Janata Dal	7	73977	73984	
3	BASANT KUMAR PAIKRAY	Communist Party of India	0	2192	2192	
4	BAMAN NAIK	Bahujan Samaj Party	0	489	489	
5	JATIN KUMAR MOHANTY	Bharatiya Janata Party	4	10607	10611	
6	KRUSHNA CHANDRA BARIK	Odisha Jan Morcha	0	306	306	
7	PRADEEP KUMAR SAHOO	Aama Odisha Party	4	30555	30559	
8	MAYADHAR BEHERA	Samruddha Odisha	0	347	347	
9	RAJESH RAJARATAN BIDHAR	Aam Aadmi Party	0	376	376	
10	LALIT MOHAN HARICHANDAN	Samajwadi Party	0	301	301	

11	NIRVAYA KUMAR SAMANTRAY	Independent	0	368	368	
12	BHIKARI CHARAN SAHOO	Independent	0	2197	2197	
13	RAJA KISHORE PARIDA	Independent	0	575	575	
14	None of the Above	None of the Above	0	767	767	
Total for AC			16	143745	143761	
State :	Odisha	AC No. & Name :	117	Khurda	Total no. of Scheduled Rounds :	36
SI No	Candidate Name	Party	Postal Votes	Total EVM Votes Till This Round	Total Votes	
1	JYOTIRINDRA NATH MITRA	Bharatiya Janata Party	10	65692	65702	
2	DILLIP SRICHANDAN	Indian National Congress	1	12201	12202	
3	RAJKISHORE NAYAK	Bahujan Samaj Party	0	762	762	
4	RAJENDRA KUMAR SAHOO	Biju Janata Dal	6	72293	72299	
5	DIBAKAR MAHARATHY	Samajwadi Party	0	472	472	
6	PRAKASH SAMANTARAY	Aama Odisha Party	0	2965	2965	
7	SUDHIR KUMAR MANSINGH	Aam Aadmi Party	2	531	533	
8	DEEPAK KUMAR DALASINGHRAY	Independent	0	374	374	
9	DEBI PRASAD PATTNAIK	Independent	0	713	713	
10	PRAMOD CHANDRA DASH	Independent	0	190	190	
11	RAJIB LOCHAN SARANGI	Independent	0	274	274	
12	RUDRANATH DUTTA	Independent	0	406	406	
13	LAXMIKANTA MISHRA	Independent	0	654	654	
14	None of the Above	None of the Above	0	932	932	
Total for AC			19	158459	158478	
State :	Odisha	AC No. & Name :	118	Chilika	Total no. of Scheduled Rounds :	34
SI No	Candidate Name	Party	Postal Votes	Total EVM Votes Till This Round	Total Votes	
1	BIBHUTIBHUSAN HARICHANDAN	Bharatiya Janata Party	6	69427	69433	
2	MANASI PRADHAN	Indian National Congress	0	5182	5182	
3	RAGHUNATH SAHU	Biju Janata Dal	2	68890	68892	
4	NARAYAN BEHERA	Communist Party of India (Marxist-Leninist) (Liberation)	0	691	691	
5	BINOD PANDA	Aam Aadmi Party	0	661	661	
6	SUBRAT KUMAR HABADASINGH	Aama Odisha Party	0	542	542	
7	PRADIP KUMAR SWAIN	Independent	0	1553	1553	
8	MURALIDHAR GHADEI	Independent	0	407	407	

9	None of the Above	None of the Above	0	1310	1310	
Total			8	148663	148671	
State	Odisha	AC No. & Name	119	Ranpur	Total Rounds	32
SI No	Candidate Name	Party	Postal Votes	EVM Votes	Total Votes	
1	GOLAK BIHARI MUDULI	Communist Party of India (Marxist)	2	6000	6002	
2	JOGENDRA NAYAK	Bahujan Samaj Party	0	691	691	
3	RABINARAYAN MOHAPATRA	Biju Janata Dal	53	60652	60705	
4	SATYAJIT PATTANAIK	Indian National Congress	6	17104	17110	
5	SURAMA PADHY	Bharatiya Janata Party	35	44244	44279	
6	ARTATRAN PRADHAN	Samata Kranti Dal	0	391	391	
7	KRISHNA CHANDRA MAHAPATRA	SOCIALIST UNITY CENTRE OF INDIA (COMMUNIST)	0	445	445	
8	DEBARAJ SAHOO	Aam Aadmi Party	0	368	368	
9	SUBHASHREE PANDA	Aama Odisha Party	2	5089	5091	
10	PRAFUL RAUTRAY	Independent	0	255	255	
11	SATYANARAYAN MISHRA	Independent	0	444	444	
12	None of the Above	None of the Above	0	720	720	
Total			98	136403	136501	
State	Odisha	AC No. & Name	120	Khandapada	Total Rounds	28
SI No	Candidate Name	Party	Postal Votes	EVM Votes	Total Votes	
1	ANUBHAV PATNAIK	Biju Janata Dal	61	62196	62257	
2	BINODINI MOHANTY	Indian National Congress	0	1877	1877	
3	SHIBA PRASAD BHANJA	Bharatiya Janata Party	7	3888	3895	
4	SAROJINI RANASINGH	Bahujan Samaj Party	0	283	283	
5	ASHOK KUMAR SATAPATHY	Samata Kranti Dal	0	143	143	
6	SANTOSH KUMAR SAHOO	Aam Aadmi Party	0	428	428	
7	SOUMYA RANJAN PATNAIK	Aama Odisha Party	65	61591	61656	
8	KRUSHNA CHANDRA BARAD	Independent	0	682	682	
9	None of the Above	None of the Above	0	719	719	
Total			133	131807	131940	
State	Odisha	AC No. &Name	121	Daspalla	Total Rounds	32
SI No	Candidate Name	Party	Postal Votes	EVM Votes	Total Votes	
1	INDUMATI NAYAK	Indian National Congress	0	18505	18505	
2	PURNA CHANDRA	Biju Janata Dal	5	75827	75832	

	NAYAK					
3	PRAMODA KUMAR BEHERA	Bharatiya Janata Party	3	16050	16053	
4	BRAJENDRA MALIK	Bahujan Samaj Party	1	1064	1065	
5	BANEETA NAIK	Aam Aadmi Party	0	1099	1099	
6	MAMI NAYAK	Independent	0	1451	1451	
7	None of the Above	None of the Above	0	1840	1840	
Total			9	115836	115845	
State	Odisha	AC No. & Name	122	Nayagarh	Total Rounds	33
SI No	Candidate Name	Party	Postal Votes	EVM Votes	Total Votes	
1	ARUN KUMAR SAHOO	Biju Janata Dal	162	75376	75538	
2	KAMAL KUMARI PATASANI	Bahujan Samaj Party	1	996	997	
3	PRADEEPTA JENA	Bharatiya Janata Party	10	7511	7521	
4	BISWANATH MAHAPATRA	Communist Party of India (Marxist)	7	1290	1297	
5	LALA MANOJ KUMAR RAY	Indian National Congress	85	54586	54671	
6	PURNA CHANDRA SAHOO	Aama Odisha Party	3	1168	1171	
7	MANAS KUMAR MISHRA	Aam Aadmi Party	0	442	442	
8	SAROJ KUMAR BEHERA	Samata Kranti Dal	1	293	294	
9	SUSANTA KUMAR DASH	Independent	0	309	309	
10	None of the Above	None of the Above	1	882	883	
Total			270	142853	143123	
State	Odisha	AC No. & Name	123	Bhanjanagar	Total Rounds	36
SI No	Candidate Name	Party	Postal Votes	EVM Votes	Total Votes	
1	PURNA CHANDRA NAIK	Bahujan Samaj Party	0	1298	1298	
2	PRADEEP KUMAR SAHU	Bharatiya Janata Party	4	7830	7834	
3	BIKRAM KESHARI ARUKHA	Biju Janata Dal	57	82410	82467	
4	BINAYAK TRIPATHY	Indian National Congress	32	50734	50766	
5	MADHUSUDAN PADHI	Independent	0	1539	1539	
6	None of the Above	None of the Above	0	2807	2807	
Total			93	146618	146711	
State	Odisha	AC No. & Name	124	Polasara	Total Rounds	36
SI No	Candidate Name	Party	Postal Votes	EVM Votes	Total Votes	
1	KUMUDINI PATNAIK	Bharatiya Janata Party	23	18444	18467	
2	GOKULANANDA MALLIK	Indian National Congress	33	45516	45549	
3	SRIKANT SAHU	Biju Janata Dal	44	66722	66766	
4	BRUNDABAN BEHERA	Samata Kranti Dal	0	1204	1204	

5	BHASKAR SABAR	Communist Party of India (Marxist-Leninist) Red Star	0	780	780	
6	RANJANA KUMAR APAT	All India Trinamool Congress	0	732	732	
7	SIMANCHALA BEHERA	Aama Odisha Party	1	1441	1442	
8	P.KALISH CHANDRA PATRO	Independent	0	461	461	
9	BABULU KUMAR NAYAK	Independent	0	496	496	
10	SUSANT KUMAR SAHU	Independent	1	714	715	
11	SASMITA MALLIK	Independent	0	736	736	
12	None of the Above	None of the Above	1	1445	1446	
Total			103	138691	138794	
State	Odisha	AC No. & Name	125	Kabisuryangar	Total Rounds	39
SI No	Candidate Name	Party	Postal Votes	EVM Votes	Total Votes	
1	BISHNU PRASAD JENA	Bharatiya Janata Party	7	4308	4315	
2	SANGEETA KUMARI MOHAPATRA	Bahujan Samaj Party	1	739	740	
3	SITARAM PANIGRAHI	Indian National Congress	5	9838	9843	
4	V.SUGNANA KUMARI DEO	Biju Janata Dal	49	67112	67161	
5	SAMARJIT MAHANTY	Aam Aadmi Party	0	2339	2339	
6	HARA PRASAD SAHU	Independent	36	45625	45661	
7	None of the Above	None of the Above	0	2466	2466	
Total			98	132427	132525	
State	Odisha	AC No. & Name	126	Khalikote	Total Rounds	37
SI No	Candidate Name	Party	Postal Votes	EVM Votes	Total Votes	
1	PANDABA JALLI	Indian National Congress	15	21636	21651	
2	PURNA CHANDRA SETHY	Biju Janata Dal	67	78778	78845	
3	SARAT CHANDRA BEHERA	Bharatiya Janata Party	6	15376	15382	
4	SIMANCHAL BEHERA	Communist Party of India	1	4914	4915	
5	RANJAN DANGUA	Kalinga Sena	0	1168	1168	
6	SAROJ KUMAR BEHERA	Aam Aadmi Party	0	1387	1387	
7	None of the Above	None of the Above	2	2395	2397	
Total			91	125654	125745	
State	Odisha	AC No. & Name	127	Chhatrapur	Total Rounds	33
SI No	Candidate Name	Party	Postal Votes	EVM Votes	Total Votes	
1	KRUSHNA CHANDRA NAYAK	Communist Party of India	35	31167	31202	
2	DHARANIDHAR BEHERA	Bharatiya Janata Party	26	27485	27511	

3	PRIYANSHU PRADHAN	Biju Janata Dal	62	53159	53221	
4	BANAMALI SETHI	Indian National Congress	26	21125	21151	
5	NATABARA BEHERA	All India Trinamool Congress	0	1111	1111	
6	RITU KUMARI SETHI	Aam Aadmi Party	1	1270	1271	
7	PRAMOD KUMAR	Independent	1	1176	1177	
8	None of the Above	None of the Above	1	2210	2211	
Total			152	138703	138855	
State	Odisha	AC No. & Name	128	Aska	Total Rounds	28
SI No	Candidate Name	Party	Postal Votes	EVM Votes	Total Votes	
1	DEBARAJ MOHANTY	Biju Janata Dal	51	59361	59412	
2	DWITI KRUSHNA BADATYA	Bahujan Samaj Party	0	759	759	
3	NARAYAN BEHERA	Bharatiya Janata Party	17	6419	6436	
4	SAROJ KUMAR PADHI	Indian National Congress	23	35890	35913	
5	LALIT MOHAN DASH	Communist Party of India	2	3289	3291	
6	LINGARAJ KAR	Independent	0	810	810	
7	None of the Above	None of the Above	1	1712	1713	
Total			94	108240	108334	
State	Odisha	AC No. & Name	129	Surada	Total Rounds	34
SI No	Candidate Name	Party	Postal Votes	EVM Votes	Total Votes	
1	PURNA CHANDRA SWAIN	Biju Janata Dal	53	67493	67546	
2	BASANTA KUMAR BISOYI	Indian National Congress	40	51506	51546	
3	BHAGABANA PANDA	Bharatiya Janata Party	14	9256	9270	
4	DAYANIDHI GOUDA	Independent	0	1712	1712	
5	PURNA CHANDRA PATRA	Independent	0	1677	1677	
6	SUNIL KUMAR MOHANTI	Independent	0	2652	2652	
7	None of the Above	None of the Above	2	2743	2745	
Total			109	137039	137148	
State	Odisha	AC No. & Name	130	Sanakhemundi	Total Rounds	35
SI No	Candidate Name	Party	Postal Votes	EVM Votes	Total Votes	
1	ANTARJYAMI SWAIN	Communist Party of India	3	4930	4933	
2	NANDINI DEVI	Biju Janata Dal	17	61756	61773	
3	BIRKISHORE DEV	Bharatiya Janata Party	1	6052	6053	
4	RAMESH CHANDRA JENA	Indian National Congress	18	53533	53551	
5	SIRISH CHARAN MISHRA	Bahujan Samaj Party	0	1347	1347	

6	KADMI RAMESH KUMAR DORA	Aam Aadmi Party	0	1232	1232	
7	None of the Above	None of the Above	0	2275	2275	
Total			39	131125	131164	
State	Odisha	AC No. & Name	131	Hinjili	Total Rounds	30
SI No	Candidate Name	Party	Postal Votes	EVM Votes	Total Votes	
1	DEVANANDA MAHAPATRA	Bharatiya Janata Party	9	12274	12283	
2	NAVEEN PATNAIK	Biju Janata Dal	61	89206	89267	
3	SIBARAM PATRA	Indian National Congress	0	12681	12681	
4	BIJAYA MOHANTY	Aama Odisha Party	0	1192	1192	
5	MOHAMMAD SAZID HUSSAI	Aam Aadmi Party	0	958	958	
6	RABI RATH	Samata Kranti Dal	1	680	681	
7	HARIHAR SAHU	All India Trinamool Congress	0	775	775	
8	RAM KRISHNA DASH	Independent	0	2312	2312	
9	None of the Above	None of the Above	0	1895	1895	
Total			71	121973	122044	
State	Odisha	AC No. & Name	132	Gopalpur	Total Rounds	27
SI No	Candidate Name	Party	Postal Votes	EVM Votes	Total Votes	
1	JITENDRA KUMAR PANDA	Bahujan Samaj Party	0	623	623	
2	PRADEEP KUMAR PANIGRAHY	Biju Janata Dal	87	55178	55265	
3	BIBHUTI BHUSAN JENA	Bharatiya Janata Party	44	35109	35153	
4	BHAGABAN GANTAYAT	Indian National Congress	23	21718	21741	
5	DEBASISH BEBARTTA	Aam Aadmi Party	0	1335	1335	
6	NAMITA PANDA	Samata Kranti Dal	0	535	535	
7	P. SIBAPRASAD REDDY	SOCIALIST UNITY CENTRE OF INDIA (COMMUNIST)	0	585	585	
8	UJALA BEHERA	Independent	0	538	538	
9	A. RAGHUNATH VARMA	Independent	0	531	531	
10	None of the Above	None of the Above	1	1336	1337	
Total			155	117488	117643	
State	Odisha	AC No. & Name	133	Berhampur	Total Rounds	22
SI No	Candidate Name	Party	Postal Votes	EVM Votes	Total Votes	
1	BASANTA NANDA	Communist Party of India (Marxist)	2	479	481	
2	BIKRAM KUMAR PANDA	Indian National Congress	117	42055	42172	

3	RAMESH CHANDRA CHYAU PATNAIK	Biju Janata Dal	126	43085	43211	
4	RAMESHA CHANDRA BEHERA	Bahujan Samaj Party	2	468	470	
5	SIVA SHANKAR DASH	Bharatiya Janata Party	59	24033	24092	
6	M. ANANDA RAO ACHARY	All India Trinamool Congress	0	524	524	
7	KHALLI SAHU	Samata Kranti Dal	0	180	180	
8	PABITRA MOHAN MISRA	Aama Odisha Party	0	200	200	
9	BIPIN BIHARI DASH	Jan Morcha	0	156	156	
10	RAMESH CHANDRA PATRA	Aam Aadmi Party	5	965	970	
11	DAKA BISHOYI	Independent	1	193	194	
12	PRAMILA TRIPATHY	Independent	0	231	231	
13	SATISH KUMAR NAYAK	Independent	1	244	245	
14	None of the Above	None of the Above	9	1020	1029	
Total			322	113833	114155	
State	Odisha	AC No. & Name	134	Digapahandi	Total Rounds	33
SI No	Candidate Name	Party	Postal Votes	EVM Votes	Total Votes	
1	BIJAYA KUMAR SWAIN	Bharatiya Janata Party	11	7760	7771	
2	BIDYADHAR JENA	Communist Party of India (Marxist)	1	2398	2399	
3	SAKA SUJIT KUMAR	Indian National Congress	28	33024	33052	
4	SURJYA NARAYAN PATRO	Biju Janata Dal	63	78886	78949	
5	KURESH MAHARANA	Aam Aadmi Party	0	1949	1949	
6	BANDANA MAHARANA	Samata Kranti Dal	0	830	830	
7	PRATAP KUMAR SETHY	Independent	0	1119	1119	
8	None of the Above	None of the Above	4	2393	2397	
Total			107	128359	128466	
State	Odisha	AC No. & Name	135	Chikiti	Total Rounds	34
SI No	Candidate Name	Party	Postal Votes	EVM Votes	Total Votes	
1	UDAYA NATH PRADHAN	Bharatiya Janata Party	17	4573	4590	
2	USHA DEVI	Biju Janata Dal	57	74792	74849	
3	MANO RANJAN DYANA SAMANTARA	Indian National Congress	30	42671	42701	
4	AMULYA KUMAR SAHU	Samata Kranti Dal	0	1058	1058	
5	RAMA PRASAD MOHANTY	Odisha Jan Morcha	0	626	626	
6	SALINA UMASHANKAR	Aam Aadmi Party	1	769	770	
7	ASHOK KUMAR PANDA	Independent	1	624	625	
8	BIBHUDHENDRA PADHY	Independent	1	499	500	
9	SURENDRA MANDAL	Independent	0	451	451	
10	None of the Above	None of the Above	0	1203	1203	
Total			107	127266	127373	

State	Odisha	AC No. & Name	136	Mohana	Total Rounds	40
SI No	Candidate Name	Party	Postal Votes	EVM Votes	Total Votes	
1	DONDO PANI RAITO	Communist Party of India (Marxist)	0	3182	3182	
2	DASARATHI GAMANGO	Indian National Congress	0	42891	42891	
3	BASANTI MALLICK	Biju Janata Dal	0	43006	43006	
4	BHARAT PAIK	Bharatiya Janata Party	2	39623	39625	
5	PABITRA GAMANGO	Aama Odisha Party	0	2265	2265	
6	PURNA CHANDRA BHUYAN	Communist Party of India (Marxist-Leninist) (Liberation)	0	1205	1205	
7	RAGHUNATH BADAMUNDI	Odisha Jan Morcha	0	1224	1224	
8	HALADHAR KARJEE	All India Trinamool Congress	0	1524	1524	
9	CHAKRADHARA PAIK	Independent	0	5417	5417	
10	None of the Above	None of the Above	0	3604	3604	
Total			2	143941	143943	
State	Odisha	AC No. & Name	137	Paralakhemundi	Total Rounds	39
SI No	Candidate Name	Party	Postal Votes	EVM Votes	Total Votes	
1	KENGAM SURYA RAO	Indian National Congress	8	61006	61014	
2	KODURU NARAYANA RAO	Biju Janata Dal	8	59587	59595	
3	TRIPATI NAYAK	Bharatiya Janata Party	1	6937	6938	
4	LALICHETTI RAMGOPAL RAO	Communist Party of India (Marxist)	0	1239	1239	
5	AMIT KUMAR PATNAIK	Odisha Jan Morcha	0	874	874	
6	TRINATH PANDA	Communist Party of India (Marxist-Leninist) (Liberation)	0	446	446	
7	MEENAKETAN JENNA	Samata Kranti Dal	0	401	401	
8	SISIR KUMAR BHANJA SAMANTA	Aam Aadmi Party	0	579	579	
9	SABITA SAHUKAR	Aama Odisha Party	0	464	464	
10	SUJIT PRADHAN	All India Trinamool Congress	0	533	533	
11	KEDAR SHABAR	Independent	0	1370	1370	
12	None of the Above	None of the Above	0	1548	1548	
Total			17	134984	135001	
State	Odisha	AC No. & Name	138	Gunupur	Total Rounds	39
SI No	Candidate Name	Party	Postal Votes	EVM Votes	Total Votes	
1	TRINATH GOMANGO	Biju Janata Dal	109	59418	59527	

2	PURUSATTAM GOMANGO	Indian National Congress	92	52049	52141	
3	RAMURTY GOMANGO	Bharatiya Janata Party	36	15560	15596	
4	HARIBANDHU SABAR	Bahujan Samaj Party	0	2798	2798	
5	NAJITA RAITA	Aama Odisha Party	0	1519	1519	
6	BRUHASPATI SABAR	Odisha Jan Morcha	0	1256	1256	
7	BHAGABAN GOMANGO	Samata Kranti Dal	0	1109	1109	
8	MANDANGI MADHAVA RAO	Communist Party of India (Marxist-Leninist) (Liberation)	0	2044	2044	
9	DAMODOR SABAR	Independent	2	1607	1609	
10	RAJESWARI SABAR	Independent	0	1149	1149	
11	LINGARAJ GOMANGO	Independent	2	1452	1454	
12	None of the Above	None of the Above	7	2870	2877	
Total			248	142831	143079	
State	Odisha	AC No. & Name :	139	Bissam cuttack	Total Rounds	40
SI No	Candidate Name	Party	Postal Votes	EVM Votes	Total Votes	
1	JAGANNATH SARAKA	Biju Janata Dal	38	72328	72366	
2	DAMBARUDHAR ULAKA	Indian National Congress	8	43172	43180	
3	BARINI MINIKA	Bahujan Samaj Party	3	17291	17294	
4	SARANGADHARA KADRAKA	Bharatiya Janata Party	5	18410	18415	
5	PRASKA RAMACHANDRA	Communist Party of India (Marxist-Leninist) (Liberation)	0	2183	2183	
6	RAMADAS ULLAKA	Odisha Jan Morcha	0	1777	1777	
7	MANDIKA RAJENDRA	Independent	0	2497	2497	
8	SRIDHARA KARATA	Independent	0	2820	2820	
9	None of the Above	None of the Above	0	4910	4910	
Total			54	165388	165442	
State	Odisha	AC No. & Name	140	Rayagada	Total Rounds	21
SI No	Candidate Name	Party	Postal Votes	EVM Votes	Total Votes	
1	KALIRAM MAJHI	Bharatiya Janata Party	41	17315	17356	
2	BHASKAR MUTUKA	Bahujan Samaj Party	6	6031	6037	
3	MAKARANDA MUDULI	Indian National Congress	64	61279	61343	
4	SANKAR BIDIKA	Nationalist Congress Party	3	3877	3880	
5	LALBIHARI HIMIRIKA	Biju Janata Dal	123	69506	69629	
6	KRISHNA HUIKA	Independent	3	2824	2827	
7	None of the Above	None of the Above	6	6894	6900	
Total			246	167726	167972	
State	Odisha	AC No. & Name	141	Laxmipur	Total Rounds	31

SI No	Candidate Name	Party	Postal Votes	EVM Votes	Total Votes	
1	KAILASH CHANDRA KULESIKA	Indian National Congress	29	53400	53429	
2	JANDHAR WADAKA	Bahujan Samaj Party	2	5630	5632	
3	SHIBA MUDULI	Bharatiya Janata Party	15	9512	9527	
4	HEMA GOMANGO	Biju Janata Dal	13	30943	30956	
5	AKHIL CHANDRA JHODIA	Odisha Jan Morcha	3	3224	3227	
6	KANHEI JANI	Communist Party of India (Marxist-Leninist) Red Star	1	1474	1475	
7	NIRANJAN JANI	Samruddha Odisha	0	2002	2002	
8	RAMA CHANDRA KENDRUKA	Samata Kranti Dal	0	1687	1687	
9	KANTESWAR HIKAKA	Independent	1	2119	2120	
10	PARADA KULESIKA	Independent	3	3469	3472	
11	SURESH SIRIKA	Independent	1	2342	2343	
12	None of the Above	None of the Above	0	4069	4069	
Total for AC			68	119871	119939	
State	Odisha	AC No. & Name	142	Kotpad	Total Rounds	31
SI No	Candidate Name	Party	Postal Votes	EVM Votes	Total Votes	
1	ASHOK KUMAR PANGI	Biju Janata Dal	0	39697	39697	
2	CHANDRA SEKHAR MAJHI	Indian National Congress	1	71017	71018	
3	PADMANAV MAJHI	Bharatiya Janata Party	0	20699	20699	
4	BASU NAYAK	Bahujan Samaj Party	0	2703	2703	
5	SURJYAMANI NAYAK	Communist Party of India	0	3214	3214	
6	GOLOK BIHARI MAJHI	Odisha Jan Morcha	0	2777	2777	
7	TRILOCHAN DISARI	Revolutionary Socialist Party	0	2727	2727	
8	None of the Above	None of the Above	0	4863	4863	
Total			1	147697	147698	
State	Odisha	AC No. & Name	143	Jeypore	Total Rounds	33
SI No	Candidate Name	Party	Postal Votes	EVM Votes	Total Votes	
1	TARA PRASAD BAHINIPATI	Indian National Congress	4	65374	65378	
2	BHRUGU BAXIPATRA	Bharatiya Janata Party	6	14456	14462	
3	RABI NARAYAN NANDA	Biju Janata Dal	25	56986	57011	
4	SADA NAIK	Bahujan Samaj Party	0	1115	1115	
5	SUSHANT KUMAR ADHIKARI	Communist Party of India	0	879	879	
6	GOUTAM SAMANTRAY	Odisha Jan Morcha	0	1013	1013	
7	MANORANJAN NAIK	Aam Aadmi Party	1	737	738	
8	MAHENDRA KUMAR PATRA	All India Trinamool Congress	0	840	840	

9	JOHN BAHADUR	Independent	0	923	923	
10	SANTOSH KUMAR DAS	Independent	0	1236	1236	
11	None of the Above	None of the Above	0	2923	2923	
Total			36	146482	146518	
State	Odisha	AC No. & Name	144	Koraput	Total Rounds	28
SI No	Candidate Name	Party	Postal Votes	EVM Votes	Total Votes	
1	KRISHNA CHANDRA SAGARIA	Indian National Congress	57	50615	50672	
2	JAYARAM GARADA	Bharatiya Janata Party	13	13652	13665	
3	BABHADRA MANDI	Bahujan Samaj Party	2	2089	2091	
4	RAGHURAM MACHHA	Biju Janata Dal	91	45605	45696	
5	KASTI TURUK	Samruddha Odisha	2	868	870	
6	DAMA SUNA	Samata Kranti Dal	1	573	574	
7	DHANURJAYA HANTAL	Indian Citizens' Party	0	719	719	
8	BIBEK RANJAN SETHI	Communist Party of India (Marxist-Leninist) Red Star	7	955	962	
9	MANGALDAN KHOSLA	Aam Aadmi Party	0	1120	1120	
10	MANJULATA KHEMUNDU	Aama Odisha Party	2	1073	1075	
11	RAMA BARIK	SOCIALIST UNITY CENTRE OF INDIA (COMMUNIST)	0	1182	1182	
12	REKHIT KULADIP	Ambedkarite Party of India	0	1185	1185	
13	KHAGAPATI KHOSLA	Independent	0	942	942	
14	PURNA CHANDRA PANGI	Independent	0	861	861	
15	ROHIDAS NAYAK	Independent	0	844	844	
16	None of the Above	None of the Above	1	2203	2204	
Total for AC			176	124486	124662	
State	Odisha	AC No. & Name	145	Pottangi	Total Rounds	33
SI No	Candidate Name	Party	Postal Votes	EVM Votes	Total Votes	
1	ASHOK KUMAR ULAKA	Bahujan Samaj Party	0	6725	6725	
2	KRUSHNA CHANDRA JANI	Bharatiya Janata Party	11	9390	9401	
3	PRAFULLA KUMAR PANGI	Biju Janata Dal	69	46770	46839	
4	RAMA CHANDRA KADAM	Indian National Congress	20	36055	36075	
5	JAYARAM BHOI	Odisha Jan Morcha	0	3447	3447	
6	G. RADHA	Samruddha Odisha	2	6090	6092	
7	SNEHAPATRO SANTA	Samata Kranti Dal	0	1807	1807	
8	BHAGABAN PETIA	Independent	3	7544	7547	
9	None of the Above	None of the Above	1	4994	4995	
Total			106	122822	122928	
State	Odisha	AC No. & Name	146	Malkangiri	Total Rounds	42

SI No	Candidate Name	Party	Postal Votes	EVM Votes	Total Votes	
1	ADITYA MADHI	Bharatiya Janata Party	104	36108	36212	
2	JARASABAR MADHI	Bahujan Samaj Party	2	2639	2641	
3	MANASMADKAMI	Biju Janata Dal	251	47486	47737	
4	MALA MADHI	Indian National Congress	164	44261	44425	
5	DASARATH PADIAMI	Odisha Jan Morcha	1	3219	3220	
6	BHAGABAN NALI	Kalinga Sena	0	1626	1626	
7	SUNDAR RAY SEDA	All India Trinamool Congress	2	1861	1863	
8	UDAY NARAYAN BURUDA	Independent	2	1783	1785	
9	PARBATI NAYAK	Independent	1	1741	1742	
10	SAMBARU PADIAMU	Independent	1	1540	1541	
11	None of the Above	None of the Above	3	3588	3591	
Total			531	145852	146383	
State	Odisha	AC No. & Name	147	Chittrakonda	Total Rounds	34
SI No	Candidate Name	Party	Postal Votes	EVM Votes	Total Votes	
1	DAMBARU SISA	Biju Janata Dal	129	47871	48000	
2	SARAT CHANDRA BURUDA	Bharatiya Janata Party	85	17493	17578	
3	SANATAN KABASI	Bahujan Samaj Party	1	1868	1869	
4	SUNADHAR KAKARI	Indian National Congress	18	23252	23270	
5	HALADHAR PUJARI	Communist Party of India	1	3369	3370	
6	GHENU MUDULI	Samata Kranti Dal	3	2626	2629	
7	CHINMAY KUMAR DORA	All India Trinamool Congress	1	1675	1676	
8	JAGABANDHU GODANGI	Samruddha Odisha	0	1643	1643	
9	DHANURJAY MADKAMI	Aama Odisha Party	0	1569	1569	
10	MUKUNDA PADIAMI	Odisha Jan Morcha	2	2358	2360	
11	RAMA CHANDRA MADEMI	Kalinga Sena	0	1403	1403	
12	GHANA NAYAK	Independent	1	1592	1593	
13	JALANDHAR NAYAK	Independent	18	3575	3593	
14	None of the Above	None of the Above	1	2860	2861	
Total			260	113154	113414	

Annexure- 12B

Counting Result- Parliamentary Constituency Wise

19- Aska

SL.NO	NAME	Party Name	Postal Ballot	Polasara	Kabisuryangar	Khalikote	Aska	Surada	Sanakhemundi	Hinjili	Total EVM Votes	Total Votes
1	BIJAYA KUMAR MAHAPATRO	Bahujan Samaj Party	1	1371	1424	1328	934	1695	1402	972	9126	9127
2	MAHESH CHANDRA MOHANTY	Bharatiya Janata Party	146	18379	9757	12208	5610	6696	4569	9996	67215	67361
3	SRILOKANATH RATHA	Indian National Congress	89	44366	16983	22338	31831	51092	51597	11180	229387	229476
4	LADU KISHORE SWAIN	Biju Janata Dal	325	69142	92353	82738	65194	70705	66910	94106	541148	541473
5	PRABHAT KUMAR MAHANTY	Aam Aadmi Party	10	1244	2693	1740	1184	1422	1424	1346	11053	11063
6	BANSIDHAR TRIPATHY	All India Trinamool Congress	3	684	3784	700	432	756	606	588	7550	7553
7	SANKAR SAHU	Communist Party of India (Marxist-Leninist) Red Star	1	747	879	591	491	544	659	449	4360	4361
8	KALI CHARANA NAYAK	Independent	0	564	852	1086	444	820	910	516	5192	5192
9	K. SHYAMBABU SUBUDHI	Independent	2	697	1119	816	505	775	749	630	5291	5293
10	None of the Above	None of the Above	14	2117	2599	2141	1618	2547	2157	2189	15368	15382

6- Balasore

SL.NO	NAME	Party Name	Postal Ballot	Badasahi	Jaleswar	Bhograi	Basta	Balasore	Remuna	Nilgiri	Total EVM Votes	Total Votes
1	PRATAP CHANDRA SARANGI	Bharatiya Janata Party	817	42952	27049	24247	18166	56457	75693	46562	291126	291943
2	PRASANTA KUMAR MISHRA	Communist Party of India	8	1478	1582	444	360	777	2166	7723	14530	14538
3	BICHITRA NANDA DAS	Bahujan Samaj Party	1	605	525	314	322	366	462	645	3239	3240
4	RABINDRA KUMAR JENA	Biju Janata Dal	286	51741	81858	73429	74887	48564	51905	51098	433482	433768
5	SHRIKANTA KUMAR JENA	Indian National Congress	197	31680	50254	50101	64542	34597	15817	30329	277320	277517

6	KARTIKESWAR PATRA	All India Trinamool Congress	6	1509	1183	3368	1112	815	663	1200	9850	9856
7	MAMATA KUNDU	Aam Aadmi Party	7	552	350	221	284	472	359	419	2657	2664
8	JAGANNATH DAS	Independent	0	360	254	83	104	646	170	239	1856	1856
9	BISWAJIT RAY	Independent	0	375	331	97	116	476	180	248	1823	1823
10	SAROJ KUMAR PANDA	Independent	0	2190	366	167	186	838	326	456	4529	4529
11	None of the Above	None of the Above	9	2085	931	547	719	990	1060	1375	7707	7716

1- Baragarh

SL.NO	NAME	Party Name	Postal Ballot	Padampur	Bijepur	Bargarh	Attabira	Bhatli	Brajarajnaragar	Jharsuguda	Total EVM Votes	Total Votes
1	ASHOK BISI	Communist Party of India	18	3240	3386	2162	2306	2508	5247	2233	21082	21100
2	GAYAN CHAND	Bahujan Samaj Party	15	1175	1476	1225	1023	1431	959	705	7994	8009
3	PRABHAS KUMAR SINGH	Biju Janata Dal	340	59355	50868	51496	61187	66859	39065	54060	382890	383230
4	SANJAY BHOI	Indian National Congress	299	31589	43231	39382	42954	17534	33612	66009	274311	274610
5	SUBASH CHOUHAN	Bharatiya Janata Party	941	74784	53312	44739	41504	57397	61941	37434	371111	372052
6	ASHOK MITTAL	All India Trinamool Congress	10	2209	1398	849	756	1124	882	684	7902	7912
7	KULAMANI URMA	Paschimanchal Vikas Party	4	922	6961	540	562	16284	438	505	26212	26216
8	LINGARAJ PRADHAN	Aam Aadmi Party	65	1542	2459	3490	2812	2898	1258	1148	15607	15672
9	None of the Above	None of the Above	15	2614	2296	1765	1762	2058	2015	1975	14485	14500

20- Berhampur

SL.NO	NAME	Party Name	Postal Ballot	Chhatrapur	Gopalpur	Berhampur	Digapahandi	Chikiti	Mohana	Paralakhemundi	Total EVM Votes	Total Votes
1	ALI KISHOR PATNAIK	Communist Party of India (Marxist)	25	24908	1051	742	2485	818	3317	2622	35943	35968
2	ASWINI KUMAR PADHY	Bahujan Samaj Party	0	659	277	220	384	403	1064	858	3865	3865
3	CHANDRA SEKHAR SAHU	Indian National Congress	320	19986	23838	42088	32322	41171	50242	60420	270067	270387

4	RAMA CHANDRA PANDA	Bharatiya Janata Party	259	32969	32484	30740	8393	5781	39679	8506	158552	158811
5	SIDHANT MOHAPATRA	Biju Janata Dal	195	54324	55495	36673	78687	75123	39764	57846	397912	398107
6	DHANADA KANTA MISHRA	Aam Aadmi Party	15	1171	1262	1225	1345	963	1464	803	8233	8248
7	BIDHAN CHANDRA PANDA	Samata Kranti Dal	1	409	302	159	498	350	740	314	2772	2773
8	MANOJ CHOUDHURY	All India Trinamool Congress	0	531	356	377	461	300	930	359	3314	3314
9	A. RAGHUNATH VARMA	Independent	1	610	368	158	592	424	1144	422	3718	3719
10	K. SHYAMBABU SUBUDHI	Independent	1	528	295	192	587	353	967	460	3382	3383
11	SRIHARI PATANAIAK	Independent	3	626	371	210	655	418	1245	553	4078	4081
12	None of the Above	None of the Above	8	1971	1377	1080	1917	1158	3374	1821	12698	12706

7- Bhadrak (SC)

SL.NO	NAME	Party Name	Postal Ballot	Soro	Simulia	Bhandaripokhari	Bhadrak	Basudevpur	Dhamnagar	Chandabali	Total EVM Votes	Total Votes
1	ARJUN CHARAN MALLIK	Bahujan Samaj Party	40	847	993	1522	1377	1018	902	908	7567	7607
2	ARJUN CHARAN SETHI	Biju Janata Dal	1163	56668	67945	80306	78555	77244	70503	69954	501175	502338
3	RAMESH JENA	Communist Party of India	18	1765	1437	3570	1026	968	1438	1708	11912	11930
4	SARAT DAS	Bharatiya Janata Party	726	23657	25440	28387	22625	19216	59318	37248	215891	216617
5	SANGRAM KESHARI JENA	Indian National Congress	615	50464	57074	37106	55083	65880	13860	42897	322364	322979
6	NARAYAN CHANDRA JENA	Aam Aadmi Party	21	888	1058	962	1140	808	491	593	5940	5961
7	NETRANANDA MALLICK	Aama Odisha Party	15	331	449	682	487	410	891	1253	4503	4518
8	SUSANTA KUMAR JENA	Independent	1	235	300	990	348	246	274	245	2638	2639
9	None of the Above	None of the Above	18	861	1057	976	1235	924	930	749	6732	6750

18- Bhubaneswar

SL.NO	NAME	Party Name	Postal Ballot	Jayadev	Bhubaneswar Central (Madhya)	Bhubaneswar North (Uttar)	Ekamra-Bhubaneswar	Jatani	Begunia	Khurda	Total EVM Votes	Total Votes
1	PRITHIVIRAJ HARICHANDAN	Bharatiya Janata Party	175	25126	35711	35934	41473	28060	17467	65829	249600	249775
2	PRASANNA KUMAR PATASANI	Biju Janata Dal	122	68902	42153	61851	58555	62022	73687	71960	439130	439252

3	BIJAY MOHANTY	Indian National Congress	45	24593	12377	9700	9895	49241	25495	14437	145738	145783
4	MADHU SUDAN YADAV	Bahujan Samaj Party	0	820	154	184	455	850	556	438	3457	3457
5	KULAMANI NAYAK	Proutist Bloc, India	0	169	92	84	64	382	185	152	1128	1128
6	PRAMILA BEHERA	Communist Party of India (Marxist-Leninist) Red Star	0	125	48	154	88	230	168	135	948	948
7	PRANA KRUSHNA DALABEHERA	Samruddha Odisha	0	137	32	63	125	248	244	345	1194	1194
8	BISMAYA MAHAPATRA	Aam Aadmi Party	11	516	1675	1696	1400	852	440	522	7101	7112
9	RABINDRA NATH BEHERA	Samajwadi Party	0	254	83	181	167	464	331	265	1745	1745
10	SUNJOY HANS	Aama Odisha Party	4	560	865	1009	957	657	23034	2419	29501	29505
11	MANAS RANJAN MISHRA	Independent	0	548	157	264	355	967	869	623	3783	3783
12	None of the Above	None of the Above	5	1150	881	935	1093	1465	1272	1339	8135	8140

10- Bolangir

SL.NO	NAME	Party Name	Postal Ballot	Birmaharajpur	Sonepur	Loisingha	Patnagarh	Bolangir	Titlagarh	Kantabanji	Total EVM Votes	Total Votes
1	KALIKESH NARAYAN SINGH DEO	Biju Janata Dal	466	67656	86711	59709	59503	51226	69356	58892	453053	453519
2	RANA NAG	Bahujan Samaj Party	6	1110	2002	1853	1356	1269	2558	1359	11507	11513
3	SARAT PATTNAYAK	Indian National Congress	244	30978	32352	33719	33293	50573	48100	48357	277372	277616
4	SANGEETA KUMARI SINGH DEO	Bharatiya Janata Party	858	40016	51480	54235	74565	43933	42027	42106	348362	349220
5	ACHUTANANDA NAG	Ambedkarite Party of India	6	1698	1606	2420	3135	1796	1837	2128	14620	14626
6	SHANKAR KUMAR PATRA	Aama Odisha Party	3	989	969	1983	1359	801	946	1388	8435	8438
7	SARASWATI NANDA	Aam Aadmi Party	14	740	932	1021	4333	1134	1082	15259	24501	24515
8	NABA KRUSHNA DANTA	Independent	11	1144	1567	1235	1746	1081	1486	1645	9904	9915
9	None of the Above	None of the Above	24	2298	2968	2476	3793	2843	3248	3393	21019	21043

14- Cuttack

SL.NO	NAME	Party Name	Postal Ballot	Baramba	Banki	Athagarh	Barabati-Cuttack	Choudwar-Cuttack	Cuttack Sadar	Khandapada	Total EVM Votes	Total Votes
1	APARAJITA MOHANTY	Indian National Congress	243	41078	44632	37926	38897	29940	23880	2727	219080	219323
2	PRAMOD KUMAR MALLICK	Bahujan Samaj Party	1	740	684	545	247	376	736	310	3638	3639
3	BHARTRUHARI MAHATAB	Biju Janata Dal	504	94021	84674	97199	46463	60065	78933	64226	525581	526085
4	SAMIR DEY	Bharatiya Janata Party	210	15231	9967	8405	35928	35420	32778	8154	145883	146093
5	JIBESH KISHORE SUNDARAY	All India Trinamool Congress	0	513	309	217	229	251	418	145	2082	2082
6	BIKASH DAS	Aam Aadmi Party	6	593	796	304	1283	897	464	188	4525	4531
7	BINAPANI DAS	SOCIALIST UNITY CENTRE OF INDIA (COMMUNIST)	2	410	316	175	171	297	365	435	2169	2171
8	MAHAMEGHABAHAN AIRA KHARABELA SWAIN	Aama Odisha Party	18	622	452	607	1010	1131	648	53758	58228	58246
9	SABYASACHI MAHAPATRA	Communist Party of India (Marxist-Leninist) Red Star	0	599	236	209	114	142	145	367	1812	1812
10	SANJAY KUMAR SAHOO	Independent	1	1189	2686	319	223	440	305	570	5732	5733
11	None of the Above	None of the Above	6	2349	1226	1100	1182	1094	1006	926	8883	8889

9- Dhenkanal

SL.NO	NAME	Party Name	Postal Ballot	Dhenkanal	Hindol	Kamakhyanager	Parjanga	Pallahara	Talcher	Angul	Total EVM Votes	Total Votes
1	TATHAGATA SATPATHY	Biju Janata Dal	475	75345	83596	63452	64948	46568	48753	70140	452802	453277
2	PREMANANDA SAHOO	Bahujan Samaj Party	5	1078	1089	936	1158	920	607	781	6569	6574
3	RUDRA NARAYAN PANY	Bharatiya Janata Party	1053	56135	40863	34720	57822	44440	50669	30235	314884	315937
4	SUDHIR KUMAR SAMAL	Indian National Congress	324	34900	33981	41079	19843	24619	15033	44015	213470	213794
5	KALAKAR NAIK	Ambedkarite Party of India	1	1300	1235	1343	1350	1604	697	1182	8711	8712
6	JIMUTA PRASAD MISHRA	Aam Aadmi Party	14	995	558	677	505	579	1201	591	5106	5120
7	PRADYUMNA KUMAR NAIK	Bahujan Mukti Party	3	526	416	278	278	419	152	226	2295	2298
8	PRIYABRATA GARNAIK	Samata Kranti Dal	6	332	355	291	309	337	203	206	2033	2039

9	MANASI SWAIN	SOCIALIST UNITY CENTRE OF INDIA (COMMUNIST)	4	380	1121	388	457	682	600	643	4271	4275
10	SUPARNO SATPATHY	Aama Odisha Party	4	736	1248	875	681	678	535	690	5443	5447
11	ER. GURU PRASAD PRADHAN	Independent	4	542	823	435	743	669	289	413	3914	3918
12	NIRMAL SAMAL	Independent	0	669	881	495	621	4200	262	377	7505	7505
13	None of the Above	None of the Above	8	2063	2441	1829	2196	2161	971	1536	13197	13205

16- Jagatsinghpur (SC)

SL.NO	NAME	Party Name	Postal Ballot	Niali	Paradeep	Tirtol	Balikuda-Ersama	Jagatsinghpur	Kakatpur	Nimapara	Total EVM Votes	Total Votes
1	AJAY KUMAR BEHERA	Communist Party of India	4	1512	2170	1407	6245	1283	3677	1801	18095	18099
2	KULAMANI SAMAL	Biju Janata Dal	617	88766	91256	91404	103567	70542	90563	87777	623875	624492
3	PRADIP KUMAR MALLICK	Bahujan Samaj Party	5	862	1224	990	1730	661	657	766	6890	6895
4	BAIDHAR MALLICK	Bharatiya Janata Party	241	13039	6133	12786	9638	11684	11731	52196	117207	117448
5	BIBHU PRASAD TARAI	Indian National Congress	311	58894	40897	51640	57050	68112	47874	23320	347787	348098
6	ANUPAMA SETHY	Aam Aadmi Party	4	671	1079	914	1090	872	641	658	5925	5929
7	MANAS KUMAR BEHERA	Independent	2	374	259	434	1043	530	399	306	3345	3347
8	None of the Above	None of the Above	9	1088	980	1407	1329	862	972	977	7615	7624

8- Jajpur (SC)

SL.NO	NAME	Party Name	Postal Ballot	Binjharpur	Bari	Barchana	Dharmasala	Jajpur	Korei	Sukinda	Total EVM Votes	Total Votes
1	AMIYA KANTA MALLICK	Bharatiya Janata Party	560	22085	24915	12814	22234	33798	24930	9453	150229	150789
2	ASOK DAS	Indian National Congress	208	31559	15977	40975	23888	18098	31424	58949	220870	221078
3	DEBENDRA KUMAR MALLIK	Bahujan Samaj Party	3	1001	590	784	1070	1199	880	1399	6923	6926
4	RITA TARAI	Biju Janata Dal	472	71281	64577	66822	107003	93941	70809	66444	540877	541349
5	KALANDI MALIK	Aam Aadmi Party	15	820	661	917	1178	904	1384	2390	8254	8269
6	GAYADHAR MALLICK	Samata Kranti Dal	2	208	259	287	604	247	263	883	2751	2753
7	RANJIT MALIK	Bahujan Mukti Party	5	159	261	742	393	223	399	1227	3404	3409

8	SUBAS CHANDRA MALLICK	SOCIALIST UNITY CENTRE OF INDIA (COMMUNIST)	7	1111	1172	1238	1243	601	700	1993	8058	8065
9	NABIN KUMAR DALAI	Independent	1	360	24786	1121	391	471	576	1436	29141	29142
10	None of the Above	None of the Above	10	1105	1105	909	1116	1163	1082	2165	8645	8655

11- Kalahandi

SL.NO	NAME	Party Name	Postal Ballot	Nuapada	Khariar	Lanjigarh	Junagarh	Dharmgarh	Bhawanipatna	Narla	Total EVM Votes	Total Votes
1	ARKA KESHARI DEO	Biju Janata Dal	204	41986	41643	62931	55436	60921	49479	58271	370667	370871
2	PRADIPTA KUMAR NAIK	Bharatiya Janata Party	1133	58938	66997	24370	46760	46076	39529	30721	313391	314524
3	BHAKTA CHARAN DAS	Indian National Congress	352	38819	45601	41742	43056	43970	46515	47912	307615	307967
4	SAROJ KUMAR NAIK	Bahujan Samaj Party	2	1746	1871	2666	1999	2227	1737	1867	14113	14115
5	CHHABILAL NIAL	Ambedkarite Party of India	4	1247	1322	1100	1464	1259	1061	842	8295	8299
6	DAITARY PRADHAN	Aama Odisha Party	6	1302	755	964	1177	973	2530	991	8692	8698
7	PARAMESWAR KAND	Samata Kranti Dal	0	525	520	713	539	667	441	1030	4435	4435
8	BALARAM HOTA	Communist Party of India (Marxist-Leninist) (Liberation)	1	620	635	944	661	874	514	636	4884	4885
9	BIGHNA RAJ PANDA	Samruddha Odisha	0	525	459	1644	1429	3520	483	540	8600	8600
10	BAIKUNTHA DHANGADA MAJHI	Kalinga Sena	0	571	532	859	848	1016	510	671	5007	5007
11	SIBA HATI	Samajwadi Party	8	529	603	912	4020	11970	363	464	18861	18869
12	SATYA NARAYAN MAHAR	Aam Aadmi Party	12	669	446	913	990	1793	730	807	6348	6360
13	SAHADEV JAL	Bahujan Mukti Party	6	650	462	1487	778	819	974	682	5852	5858
14	SUNIL CHANDRA NAYAK	Odisha Jan Morcha	1	1173	939	1359	831	934	635	1457	7328	7329
15	RAJENDRA KUMAR MUND	Independent	2	1298	1615	2313	1493	1775	1090	1253	10837	10839
16	None of the Above	None of the Above	2	2317	2355	4577	3294	3681	2403	2251	20878	20880

Kandhamal

SL.NO	NAME	Party Name	Postal Ballot	Baliguda	G. Udayagiri	Phulbani	Kantamal	Boudh	Daspalla	Bhanjanagar	Total EVM Votes	Total Votes
1	RAM NAYAK	Bahujan Samaj Party	1	2309	2455	1724	1366	729	999	1497	11079	11080
2	SUKANTA KUMAR PANIGRAHI	Bharatiya Janata Party	158	16927	23497	24938	17492	9219	10274	6239	108586	108744
3	HARIHAR KARAN	Indian National Congress	93	34035	46146	21685	27866	41349	21142	48125	240348	240441
4	HEMENDRA CHANDRA SINGH	Biju Janata Dal	232	39224	41208	63067	58933	56248	78379	84167	421226	421458
5	NARENDRA MOHANTY	Aam Aadmi Party	3	1105	2277	1292	1352	932	1141	1420	9519	9522
6	BILASINI NAYAK	Aama Odisha Party	1	974	1370	1104	2439	508	586	759	7740	7741
7	BASANTA KUMAR PRADHAN	Independent	0	881	651	856	1614	495	534	767	5798	5798
8	LAMBODAR KANHAR	Independent	5	3264	3646	8356	2135	1035	1012	1019	20467	20472
9	None of the Above	None of the Above	1	2206	1684	2109	2192	1548	1772	2647	14158	14159

15- Kendrapara

SL.NO	NAME	Party Name	Postal Ballot	Salipur	Mahanga	Patkura	Kendrapara	Aul	Rajanagar	Mahakalapada	Total EVM Votes	Total Votes
1	DHARANIDHAR NAYAK	Indian National Congress	525	73109	45664	39915	52857	78863	73710	27823	391941	392466
2	SK. FARUK	Bahujan Samaj Party	0	904	843	1514	649	682	709	898	6199	6199
3	BISHNU PRASAD DAS	Bharatiya Janata Party	263	11409	12360	22538	12112	3869	6264	49892	118444	118707
4	BAIJAYANT PANDA	Biju Janata Dal	882	79661	116323	92458	69856	79876	74356	88162	600692	601574
5	MD.SAMIM AKTAR	Aam Aadmi Party	7	844	1565	864	698	612	659	780	6022	6029
6	PRAMOD SAHU	Independent	12	405	1971	654	1161	378	438	1174	6181	6193
7	SUKUMAR MALLICK	Independent	0	348	599	264	216	307	235	252	2221	2221
8	None of the Above	None of the Above	2	1433	1677	916	839	860	1003	880	7608	7610

4- Keonjhar (ST)

SL.NO	NAME	Party Name	Postal Ballot	Telkoi	Ghasipura	Anandapur	Patna	Keonjhar	Champua	Karanja	Total EVM Votes	Total Votes
1	ANANTA NAYAK	Bharatiya Janata Party	779	25753	30308	19710	53580	55057	52588	39379	276375	277154
2	JAGAT MOHAN NAIK	Bahujan Samaj Party	4	2242	666	468	1532	1488	1026	1268	8690	8694

3	MADHABA SARDAR	Indian National Congress	97	51684	13215	57362	21144	16060	10462	20507	190434	190531
4	SAKUNTALA LAGURI	Biju Janata Dal	211	65015	108174	78074	50023	53560	27215	52199	434260	434471
5	BISHNUPRIYA NAIK	Odisha Jan Morcha	8	2109	1265	1048	1845	1426	1769	2766	12228	12236
6	SUDARSHAN LOHAR	Rashtriya Independent Morcha	3	1636	2448	699	3569	1390	2571	3983	16296	16299
7	BASUDEB NAIK	Independent	29	12338	5569	853	9891	22015	49030	2274	101970	101999
8	SUJIT KUMAR LUGUN	Independent	4	1722	966	415	4332	1325	5594	2062	16416	16420
9	None of the Above	None of the Above	4	5288	2235	1570	2907	3565	5810	4686	26061	26065

21- Koraput (ST)

SL.NO	NAME	Party Name	Postal Ballot	Gunupur	Bissam cuttack	Rayagada	Laxmipur	Jeypore	Koraput	Pottangi	Total EVM Votes	Total Votes
1	GIRIDHAR GAMANG	Indian National Congress	206	54580	45890	60985	54087	63616	50939	45478	375575	375781
2	JHINA HIKAKA	Biju Janata Dal	339	59478	70895	71587	37935	55708	47332	51835	394770	395109
3	PRASKA RENGA	Bahujan Samaj Party	12	3194	16964	4841	3608	1655	2167	2516	34945	34957
4	SIBASANKAR ULAKA	Bharatiya Janata Party	270	14002	16813	12949	8042	16818	13083	7811	89518	89788
5	KAILASH SABARA	Samata Kranti Dal	5	1201	1362	1625	1663	708	909	1437	8905	8910
6	PRAKASH HIKAKA	Communist Party of India (Marxist-Leninist) Red Star	1	995	1383	1661	1937	683	1093	1856	9608	9609
7	BANAMALI MAJHI	Ambedkarite Party of India	5	1756	2433	3058	2480	1096	1581	2445	14849	14854
8	MEGHANADA SABAR	Communist Party of India (Marxist-Leninist) (Liberation)	0	2172	2315	2192	2237	1008	1364	2055	13343	13343
9	LINGARAJ GOMANGO	Independent	3	1552	2405	2388	2344	1185	1618	2366	13858	13861
10	None of the Above	None of the Above	10	3900	4943	5713	5552	3691	4404	5019	33222	33232

5- Mayurbhanj (ST)

SL.NO	NAME	Party Name	Postal Ballot	Jashipur	Saraskana	Rairangpur	Bangriposi	Udala	Baripada	Morada	Total EVM Votes	Total Votes
1	DASHMAT SOREN	Bahujan Samaj Party	10	2339	1601	1798	1702	1386	1531	1674	12031	12041

2	NEPOLE RAGHU MURMU	Bharatiya Janata Party	1562	40555	26789	38663	33071	41271	43253	45749	269351	270913
3	RAMA CHANDRA HANSDAH	Biju Janata Dal	584	61696	51047	55733	62163	51592	49234	61730	393195	393779
4	SHYAM SUNDAR HANSDAH	Indian National Congress	198	14073	17323	18645	23498	20190	21739	26499	141967	142165
5	ANTA ALOK BASKEY	AJSU Party	3	1271	1099	978	954	845	804	1098	7049	7052
6	CHHABI MAHALI	Aam Aadmi Party	19	2054	1154	1283	1015	599	1048	1011	8164	8183
7	DEBASHIS MARNDI	Jharkhand Mukti Morcha	92	22846	39978	29438	25242	16355	20771	18262	172892	172984
8	PRABHUDAN MARANDI	Aama Odisha Party	4	2474	1666	3629	1506	1701	1545	2107	14628	14632
9	DEVI PRASANNA BESRA	Independent	0	1554	1146	1767	1033	740	859	1034	8133	8133
10	None of the Above	None of the Above	21	4109	3559	3578	3443	2448	2854	3505	23496	23517

12- Nabarangpur (ST)

SL.NO	NAME	Party Name	Postal Ballot	Umarkote	Jhargam	Nabarangpur	Dabugam	Kotpad	Malkangiri	Chittrakonda	Total EVM Votes	Total Votes
1	GOPINATH JANI	Bahujan Samaj Party	3	3836	4766	3065	3329	4547	6152	6009	31704	31707
2	PARSURAM MAJHI	Bharatiya Janata Party	320	22274	11271	13624	9719	15445	46352	19425	138110	138430
3	PRADEEP KUMAR MAJHI	Indian National Congress	157	42876	55799	70965	64640	72479	41182	23747	371688	371845
4	BALABHADRA MAJHI	Biju Janata Dal	108	48242	63029	72363	57634	42727	39656	50128	373779	373887
5	ARJUNA BHATARA	Odisha Jan Morcha	4	5606	3827	3079	3623	2654	2704	3335	24828	24832
6	GOPAL PUJARI	Aama Odisha Party	0	3569	4810	1802	2659	1868	1799	2168	18675	18675
7	CHANDRADHWAJA MAJHI	Independent	0	3699	3037	2296	2588	2253	2182	2333	18388	18388
8	None of the Above	None of the Above	3	5813	8743	5589	6687	5744	5821	6008	44405	44408

17- Puri

SL.NO	NAME	Party Name	Postal Ballot	Puri	Bramhagiri	Satyabadi	Pipili	Chilika	Ranpur	Nayagarh	Total EVM Votes	Total Votes
1	ASHOK SAHU	Bharatiya Janata Party	410	34949	5876	33692	14449	70871	43841	11675	215353	215763
2	PINAKI MISRA	Biju Janata Dal	701	70677	78815	70887	86456	69340	69409	76876	522460	523161
3	BHASKAR CHANDRA MOHANTY	Bahujan Samaj Party	4	863	891	1506	936	1005	919	970	7090	7094

4	SUCHARITA MOHANTY	Indian National Congress	305	33545	73778	30095	49868	4064	17930	50215	259495	259800
5	ASHOK PRADHAN	Communist Party of India (Marxist-Leninist) (Liberation)	15	668	813	1346	1672	530	1102	823	6954	6969
6	NIRAD BARAN KHUNTIA	Aam Aadmi Party	13	837	243	980	493	627	565	504	4249	4262
7	SABYASACHI MOHAPATRA	Kalinga Sena	1	426	259	4290	5845	620	1209	540	13189	13190
8	None of the Above	None of the Above	1	1440	748	1184	1495	1601	1430	1251	9149	9150

3- Sambalpur

SL.NO	NAME	Party Name	Postal Ballot	Kuchinda	Rengali	Sambalpur	Rairakhol	Deogarh	Chhendipada	Athamallik	Total EVM Votes	Total Votes
1	AMARNATH PRADHAN	Indian National Congress	374	34621	33078	20280	41874	15323	51952	44629	241757	242131
2	NAGENDRA KUMAR PRADHAN	Biju Janata Dal	479	46455	45664	35469	50039	51852	62881	65779	358139	358618
3	NATHU RAM	Bahujan Samaj Party	14	1333	1527	2166	1138	2094	2730	1209	12197	12211
4	SURESH PUJARI	Bharatiya Janata Party	2299	66992	44893	50574	35432	89281	16166	22405	325743	328042
5	ANANDA KUMAR SAMAL	Aam Aadmi Party	29	1343	905	1288	913	1356	434	761	7000	7029
6	TARANI BHOI	Paschimanchal Vikas Party	2	485	374	186	417	505	220	370	2557	2559
7	PRASADI PRADHAN	SOCIALIST UNITY CENTRE OF INDIA (COMMUNIST)	1	906	653	279	548	592	667	856	4501	4502
8	SHANKARLAL AGRAWALA	Proutist Bloc, India	4	501	372	188	338	527	249	931	3106	3110
9	ASHOK PANDA	Independent	2	722	694	277	578	666	436	643	4016	4018
10	DUSMANTA KAR	Independent	8	767	621	271	560	620	482	683	4004	4012
11	MD. ALI HUSSAIN	Independent	10	884	773	329	712	714	526	815	4753	4763
12	None of the Above	None of the Above	19	2479	2111	1428	1819	2078	1562	1818	13295	13314

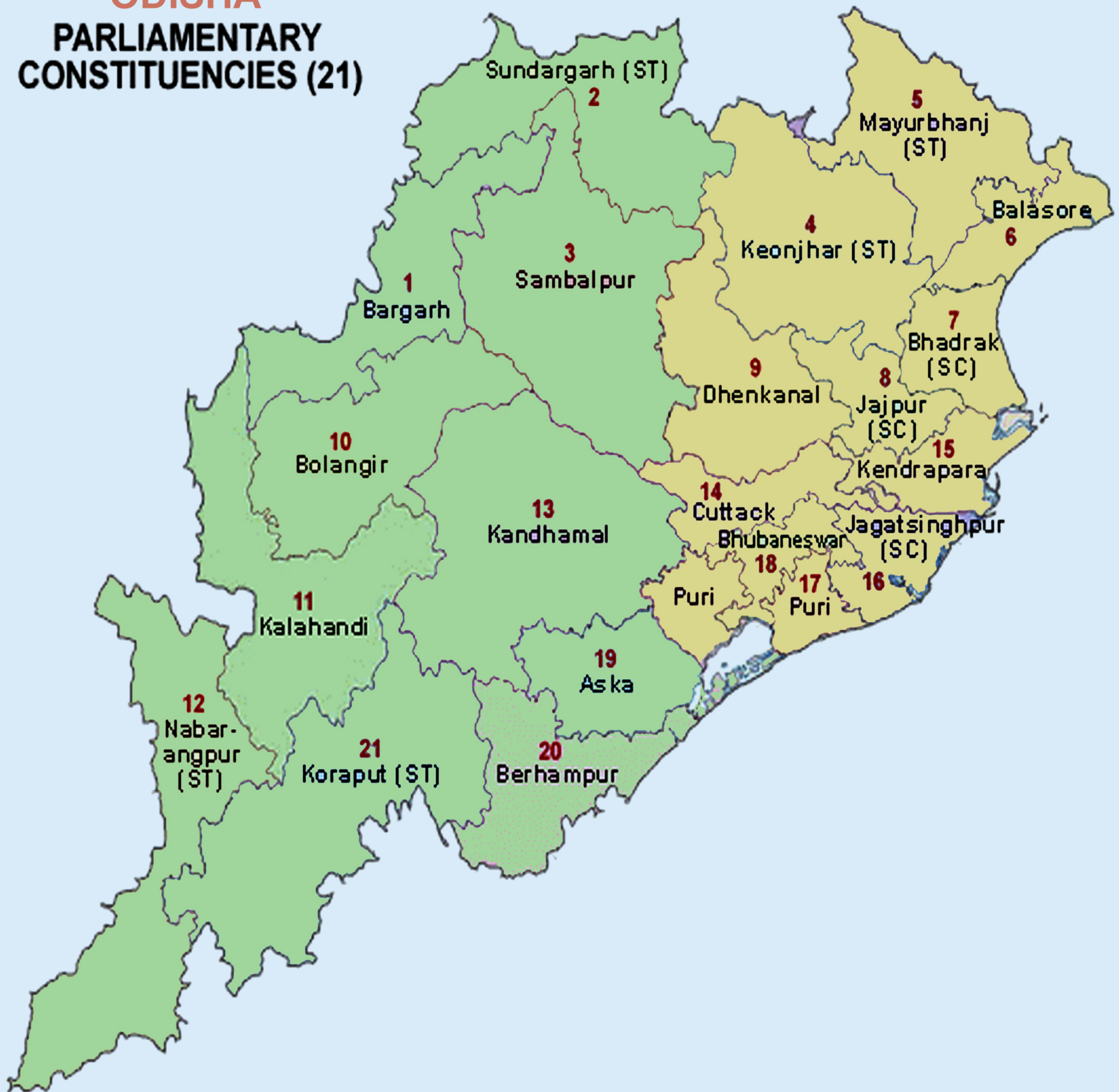
2- Sundargarh(ST)



SL.NO	NAME	Party Name	Postal Ballot	Talsara	Sundargarh	Biramitrapur	Raghunathpali	Rourkela	Rajgangapur	Bonai	Total EVM Votes	Total Votes
1	JUAL @ JUEL ORAM	Bharatiya Janata Party	1009	44670	45092	56795	41278	64086	39896	47682	339499	340508

2	DILIP KUMAR TIRKEY	Biju Janata Dal	505	40983	47970	39030	42541	42227	55497	52926	321174	321679
3	BAGI LAKRA	Bahujan Samaj Party	4	1090	967	1310	1333	568	2198	1990	9456	9460
4	HEMANAND BISWAL	Indian National Congress	183	44657	55527	49796	15438	12320	49652	41762	269152	269335
5	JUSTIN LUGUN	SOCIALIST UNITY CENTRE OF INDIA (COMMUNIST)	5	1388	1409	1632	580	340	1887	2231	9467	9472
6	DAS CHARAN MAJHI	Jharkhand Disom Party	0	561	514	1238	203	115	645	1132	4408	4408
7	BASIL EKKA	Aam Aadmi Party	21	527	702	1439	1157	1014	1318	1251	7408	7429
8	SAGAR SINGH MANAKI	Kosal Kranti Dal	0	665	979	1375	311	152	854	4112	8448	8448
9	LILY PREMA KUJUR	Bahujan Mukti Party	0	384	365	915	309	129	652	1149	3903	3903
10	MANSID EKKA	Independent	19	403	409	1315	230	204	3319	1383	7263	7282
11	SATISH KUMAR MINZ	Independent	9	597	502	966	251	174	460	992	3942	3951
12	LAWRENCIA LAKRA	Independent	5	700	675	3732	388	448	968	2085	8996	9001
13	None of the Above	None of the Above	5	2462	2215	2676	1292	1075	2199	3911	15830	15835

Simultaneous General Elections to Lok Sabha
and Odisha Legislative Assembly, 2014

ODISHA
PARLIAMENTARY
CONSTITUENCIES (21)



-  1st Phase 10 April, 2014
-  2nd Phase 17 April, 2014